

RAINBOW ENGLISH



О. В. Афанасьева
И. В. Михеева

АНГЛИЙСКИЙ ЯЗЫК



4

КЛАСС

Часть 1



RAINBOW ENGLISH

О. В. Афанасьева
И. В. Михеева



АНГЛИЙСКИЙ ЯЗЫК

4 класс

В двух частях. Часть 1

УЧЕБНИК

Рекомендовано
Министерством образования и науки
Российской Федерации

4-е издание, стереотипное



МОСКВА

Дрофа

2015

УДК 373.167.1:811.111
ББК 81.2Англ-922
А94

Афанасьева, О. В.

А94 Английский язык. 4 кл. В 2 ч. Ч. 1 : учебник / О. В. Афанасьева, И. В. Михеева. — 4-е изд., стереотип. — М. : Дрофа, 2015. — 128 с. : ил. + 1CD-ROM : аудиоприложение. — (Rainbow English).

ISBN 978-5-358-14772-0 (ч. 1)

ISBN 978-5-358-14773-7

Учебник, созданный известными специалистами в области преподавания английского языка О. В. Афанасьевой и И. В. Михеевой, предназначен для учащихся общеобразовательных школ и является основным компонентом учебно-методического комплекса, в который также входят рабочая тетрадь, книга для чтения, книга для учителя и аудиоприложение.

УДК 373.167.1:811.111
ББК 81.2Англ-922

Серия «Rainbow English»

Учебное издание

Афанасьева Ольга Васильевна, Михеева Ирина Владимировна

АНГЛИЙСКИЙ ЯЗЫК


4 класс

В двух частях. Часть 1

Учебник

Зав. редакцией *Е. Ю. Шмакова*, Редактор *Е. И. Бухарова*
Художественный редактор *Л. П. Копачева*
Художник *О. М. Войтенко*, Технический редактор *И. В. Грибокина*
Компьютерная верстка *Н. В. Зайцева*, Корректор *Г. Н. Кульмина*

В соответствии с Федеральным законом от 29.12.2010 г. № 436-ФЗ
защита интеллектуальной собственности при дублировании не ставится

Сертификат соответствия
№ РОСС RU. АЕ51. Н 16602. 

Подписано к печати 08.10.14, Формат 60 × 90 1/8, Бумага офсетная, Гарнитура «Школьная».
Печать офсетная. Усл. печ. л. 16,0. Тираж 5000 экз. Заказ № 11469.

ООО «ДРОФА», 127254, Москва, Огородный проезд, д. 5, стр. 2.

Предложения и замечания по содержанию и оформлению книги
просим направлять в редакцию общего образования издательства «Дрофа»:
127254, Москва, а/я 19. Тел.: (495) 795-05-41. E-mail: chief@drofa.ru

По вопросам приобретения продукции издательства «Дрофа» обращаться по адресу:
127254, Москва, Огородный проезд, д. 5, стр. 2. Тел.: (495) 795-05-50, 795-05-51. Факс: (495) 795-05-52.

Сайт ООО «ДРОФА»: www.drofa.ru

Электронная почта: sales@drofa.ru

Тел.: 8-800-200-05-50 (звонок по России бесплатный)

Отпечатано в типографии ООО «ЛД-ПРИНТ»
196644, Санкт-Петербург, Колпинский р-н, пос. Саперный,
территория предприятия «Балтика», д. 6/н, лит. Ф.
тел. (812) 462-83-83, e-mail: office@ldprint.ru

ISBN 978-5-358-14772-0 (ч. 1)
ISBN 978-5-358-14773-7


© ООО «ДРОФА», 2015

Meet John Barker and His Family

Step 1

DO IT TOGETHER

1

Прочитай, что говорит о себе мальчик по имени Джон Баркер (John Barker). А теперь послушай, что говорит о нём диктор,  (1). Скажи, в чём диктор ошибается.

Образец: John is not eleven. He is twelve.

I'm a pupil.

I go to school in London.

I'm John and I'm eleven.

I'm from London.

I go to school five days a week.

I don't go to school on Saturday and on Sunday.

I have a lot of friends at school.

I like my school, my friends and my teachers.

I have a mother, a father and a sister. Her name is Sally.

I have two pets — a dog, Chase, and a cat, Smokey.



2

A. Представь себе, что ты разговариваешь с Джоном. Что он ответит тебе, если ты задашь ему следующие вопросы? Проверь себя, (2).

- | | |
|---|--------------------|
| Y o u: What's your name? | J o h n: (1) _____ |
| Y o u: How old are you? | J o h n: (2) _____ |
| Y o u: Do you live in Leeds? | J o h n: (3) _____ |
| Y o u: Do you go to school? | J o h n: (4) _____ |
| Y o u: Do you like your school? | J o h n: (5) _____ |
| Y o u: Do you have a lot of friends? | J o h n: (6) _____ |
| Y o u: Do you have a sister or a brother? | J o h n: (7) _____ |
| Y o u: Do you have pets? | J o h n: (8) _____ |
| Y o u: What are your pets? | J o h n: (9) _____ |

B. Поработайте в парах. Задайте друг другу те же самые вопросы и ответьте на них.

3

Познакомься с новыми словами. Послушай и повтори новые слова, а также словосочетания и предложения с ними сначала за диктором, (3), а затем прочитай их самостоятельно.

- A. ^{Козел} **cousin** ['kʌzɪn] — двоюродный брат или сестра
daughter ['dɔ:tə] — дочь
film [film] — кинофильм
television ['telɪvɪʒn] (TV) — телевизор, телевидение
watch [wɒtʃ] — смотреть, наблюдать
when [wen] — когда
why [waɪ] — почему
- B. **cousin** — **cousins**: my cousins, her cousin. Sally and Andy are my cousins.
daughter — **daughters**: a big daughter, a little daughter, a good daughter, four daughters. The family has two sons and three daughters.

film — films: a good old film, a film about children, new video films.

television — televisions (TV — TVs): an old television, a new television, a colour television, a black-and-white TV, on TV. What is on TV today? I have no television in my room. This television is old but good.

watch — watches: watch videos, watch films, watch TV. Do they watch television in the evening? I like to watch TV with my brother.

when: When is your birthday? When are the days short and the nights long?

why: Why are you happy today? Why are his hands dirty? Why is the ship in the port?

4

Скажи, к каким категориям относятся слова в рамочке.

- 1) Члены семьи 2) Глаголы зрительного восприятия
3) Вопросительные слова 4) Средства информации или развлечения

what, father, who, video game, cousin, see, son, when, book, where, watch, why, television, daughter, brother, look, sister, film, grandparent, how

5

A. Прочитай текст про себя и скажи, как зовут дочку Маргарет и Ричарда Баркеров (Margaret and Richard Barker).

Meet John and His Family

Hi! My name is John Barker. I live in London. I'm a pupil. I have a lot of friends at school. When we meet at school, we are happy. We love our school and our teachers. We read, write and count at school.

My family is not very big: my mum, dad and my sister Sally. I have a cousin too. Her name is Mary. She is thirteen. Mary is



John Barker



Richard Barker



Margaret Barker

not from London. She lives in Glasgow ['glɑ:zɡəʊ], Scotland. My father Richard is a doctor. My mother is a schoolteacher. Her name is Margaret.

In the evening, when we are in our house together, we like to watch films on television. I don't know why but my mother likes old films. I don't. I like new films about robots ['rəʊ,bɒts] and films about animals.



Mary Barker



Sally Barker

B. Прочитай текст "Meet John Barker and His Family" ещё раз за диктором, (4), и скажи, какие утверждения верны, какие нет, а о чём в тексте вообще не говорится.

- +1) John goes to school.
- 2) He goes to school on Tuesday and Thursday.
- +3) John has a sister and a cousin.
- 4) Margaret is a doctor.
- 5) Richard likes to watch old films on television.
- 6) Now Mary is in London.

6

Вспомни, что ты знаешь о Джоне Баркере, и закончи следующие предложения.

- 1) John lives in *London*
- 2) John is a pupil, he goes ... *school*
- 3) His family is *not big*

- 4) John has a mum, dad *and sister and cousin*
5) John likes *new films*

7

Соедини картинки и подписи к ним.

- a) Why are you sad, Colin?
b) Is it a good film for young children?
c) He likes to watch sport on television.



1.



2.



3.

DO IT ON YOUR OWN


8

Выполни задания 1—5 в рабочей тетради.

Step 2

DO IT TOGETHER

1

Послушай аудиозапись,  (5), и скажи, какой из двух вариантов вопросов ты слышишь.

- 1) a) Does he watch television in the evening?
b) Does she watch television in the evening?
2) a) Do her daughters like English songs?
b) Does her daughter like English songs?
3) a) Does Lucy have a cousin?
b) Does Lucy have a husband?
4) a) Are these films good for children?
b) Are those films good for children?

- 5) a) When are these trees green?
 b) Why are these trees green?
- 6) a) Do young children like TV?
 b) Do young children like to ski?


2

Ты уже знаешь, как построить общие вопросы с вспомогательными глаголами **do/does**. Составь несколько вопросов о семье Баркеров (the Barkers).

Do	John	watch TV	in the evening?
Does	Sally	go to school	English songs?
	Margaret	skate	in London?
	Richard	sing	in winter?
	the Barkers	play tennis	in summer?
		live	five days a week?

3

A. Послушай, как эти мальчики разговаривают друг с другом, (6), и скажи, как они строят вопросы, начинающиеся с вопросительных слов.



What do you like?
 Where do you go in the morning?
 When do you play football?
 Where do you play football?
 Why do you speak English?

I like sweets and cakes.
 I go to school in the morning.
 I play it in the afternoon.
 I play it in the park.
 I like it.



2)

What does he like?

He likes sport.

Where does Nick meet his friends?

He meets his friends in the park.

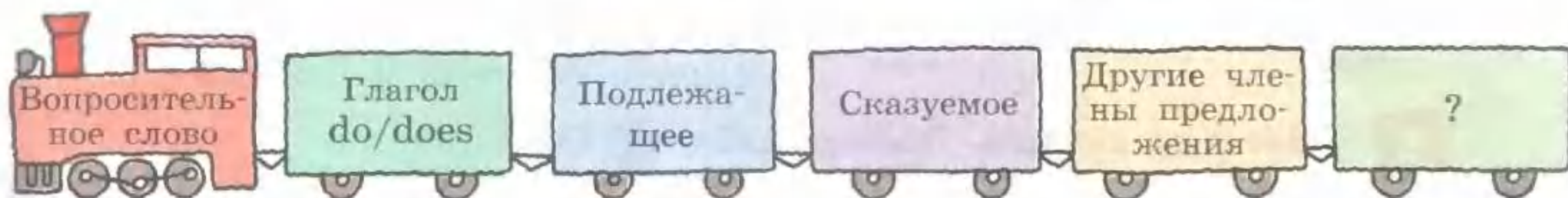
When does he watch TV?

He watches TV in the evening.

Why does he play tennis?

He likes it.

В. Посмотри на схему и составь в соответствии с ней пять вопросов.



What	like	do	to do	you	?
do	TV	?	When	watch	they
we	do	Where	?	in summer	swim
drive	Why	does	he	a car	?
does	?	meet	at school	Who*	she

* Обрати внимание, что в подобных вопросах слово **who** означает **кого**.

4

Поработайте в парах. Составьте специальные вопросы и ответьте на них.

A. Вопросы о твоём партнёре.

Образец: like/do/in the evening/what/you/to do?
What do you like to do in the evening?

- 1) you/go/where/do/in the morning?
- 2) sport/like/you/what/do?
- 3) do/watch/on TV/you/what?
- 4) when/your friend/meet/do/you?
- 5) like/why/do/you/your friend?

B. Вопросы о друге или подруге твоего партнёра.

Образец: does/he or she/where/live?
Where does he/she live?

- 1) he or she/what/like/does/to eat?
- 2) what/to do/like/does/he or she/in the evening?
- 3) go to school/does/he or she/when?
- 4) does/where/skate/he or she?
- 5) he or she/why/watch/does/TV?

5

Заверши диалоги. Проверь себя,  (7).

1) K a t e: ..., Jill?

J i l l: I live in a small English town.

K a t e: ...?

J i l l: Yes, I do. I'm a pupil.

2) J o h n: Do you like to swim, Mark?

M a r k: I swim a lot.

J o h n: ...?

M a r k: I swim in summer.

J o h n: ...?

M a r k: I swim in the lake near my house.

3) R o b: Do you like to watch television?

A n d r e w: I watch TV a lot.

R o b: ... or ...?

A n d r e w: I like new films.

R o b: ...?

A n d r e w: I watch television in the evening.

Прочитай, что рассказывают о своей семье Ричард Баркер и Маргарет Баркер. О чём забыла упомянуть Маргарет Баркер?

Our Family



We live in London. We are not a very big family. I have a wife and two children — my son John and my daughter Sally. We have two pets. They are Chase, a big collie dog, and Smokey, a little grey cat. Where do they live? In our house. Where do they play? In the park with my children. John

and Sally love their pets and feed them in the morning and in the evening.

My name is Margaret Barker. My family is not big. I have a husband, a son and a daughter. We all live in England in London. My son John goes to school. My daughter Sally goes to school too. The school is near our house. In the evening we are all in our house. We like to watch television and read books. I love my family.



Вставь слова **do** или **does**, чтобы получились вопросы.

- 1) Where ... Alec swim in summer?
- 2) When ... the girls play tennis?
- 3) Why ... dogs hate cats?
- 4) What ... your pet eat?
- 5) Who ... you see in this photo?
- 6) Why ... Ann speak English well?
- 7) Why ... we go to school?
- 8) What ... your friend like to watch on TV?

DO IT ON YOUR OWN

Выполни задания 1—5 в рабочей тетради.

Step 3

DO IT TOGETHER

1

Послушай текст о сестре Джона Баркера, (8), и ответь на вопросы.

- 1) How old is Sally? Does she go to school?
- 2) What does she like?
- 3) Where does she sing?
- 4) When does she read?
- 5) Where do John and Sally play in summer?



2

Заполни пропуски вопросительными словами, чтобы получились законченные предложения.

where, when, why, what, who

- 1) — ... do the children read in English?
— Texts.
- 2) — ... do they go in the morning?
— To school.
- 3) — ... does Rex play in the park?
— In the afternoon.
- 4) — ... do the boys ride bikes?
— In the street.
- 5) — ... does Johnny go to the shops?
— He helps his mother.
- 6) — ... does Sally meet at school?
— Her friends.
- 7) — ... does he speak English?
— He loves it and knows English very well.
- 8) — ... colours do you like?
— I like blue and purple.

Если вопросительное слово **what** стоит перед существительным, то оно означает *какой, какая, какие*.

What books ...? — Какие книги ...?

What films ...? — Какие фильмы ...?

3

Прочитай, как отвечает на вопросы корреспондента школьной газеты Салли Баркер. А как бы ответил на эти вопросы ты?




Sally Barker

- 1) — What animals do you like?
— I like sheep.
- 2) — What wild animals do you like?
— I like lions.
- 3) — What books do you read?
— I read good books.
- 4) — What films do you watch?
— I watch old and new films.
- 5) — What games do you like to play?
— I play football, but I'm not a good footballer.



You

4

Разучи рифмовку; послушай и повтори её за диктором,  (9).

Who? What? When? Where? Why?

Who? What? When? Where? Why?
Who? What? When? Where? Why?

Who do you see?

What do you like?

Where do you go on Sunday?


Who does he see?

What does he like?

Where does he go on Sunday?

When do you play?
 When do you swim?
 Why do you run in the morning?
 When does she play?
 When does she swim?
 Why does she run in the morning?
 What books do they read?
 What films do they watch?
 Why do they read and speak English?

5

Познакомься с новыми словами. Послушай и повтори новые слова и предложения с ними за диктором,  (10).

- A.** **always** ['ɔ:lweɪz] — всегда
never ['nevə] — никогда
often ['ɒfn] — часто
sometimes ['sʌmtaɪmz] — иногда
usually ['ju:ʒʊəli] — обычно
- B.** **always:** We always go to the shops on Saturdays. Mike always drives to town in his car. They always go to school in the morning.
never: You never play tennis. Why do you never ride your bike? Mary never plays with her dolls, she plays with her teddy bear.
often: Do you often go to the cinema? I don't often play volleyball. Does Lizzy often sing?
sometimes: Fred sometimes drives to the park. Sally sometimes speaks French. Sometimes John watches television with his parents.
usually: Do you usually go to school at the weekend? Sally doesn't usually sing in the morning. I usually help my mother about the house.

6

Подумай, в каком порядке можно было бы расположить новые слова на этой шкале.

never ? ? ? always

7

Скажи, что из перечисленного ниже ты делаешь всегда, часто, обычно, иногда или чего никогда не делаешь.

always, often, usually, sometimes, never

- 1) I ... play tennis.
- 2) I ... watch television.
- 3) I ... go to school on Sundays.
- 4) I ... read books.
- 5) I ... eat ice cream.
- 6) I ... help my parents.
- 7) I ... ride a bike.
- 8) I ... drive a car.
- 9) I ... go to the bank.
- 10) I ... ski in spring.

15

Unit 1

DO IT ON YOUR OWN


8

Выполни задания 1—5 в рабочей тетради.

Step 4


DO IT TOGETHER

1

Послушай фразы диктора и ответь ему. Проверь себя,  (11).


- 1) Thank you very much. — 1) _____
- 2) Hi! — 2) _____
- 3) Good evening. — 3) _____
- 4) Bye! — 4) _____
- 5) I like this book. Thanks a lot. — 5) _____
- 6) Nice to meet you. — 6) _____
- 7) Meet my cousin Jane. — 7) _____
- 8) Where are you from? — 8) _____
- 9) Do you like to watch films on television? — 9) _____

2

A. Вежливо попроси своего воображаемого собеседника выполнить эти действия. Проверь себя и повтори фразы за диктором,  (12). Тебе нужно, чтобы этот человек:

- 1) говорил по-английски;
- 2) сходил в магазин;
- 3) накормил свою собаку;

- 4) спел эту песню;
- 5) прочитал свою книгу;
- 6) сходил в банк;
- 7) пересчитал цыплят;
- 8) вёл машину.

B. А теперь попроси своего собеседника не выполнять эти действия. Проверь себя и повтори фразы за диктором,  (12).


3

Используя эту таблицу, составь вопросы, с помощью которых можно узнать о привычках двух друзей.

What	do	Sam	usually	read?
When				watch on television?
Where				meet at school?
Who				like to cook?
What books	does	Peter	often	love to do in winter?
What songs				sing?
What films		they		go to the shops?
What food				ride their bikes?
				run?
				go in the evening?



4

Вспомни, какие английские притяжательные местоимения ты знаешь. Заверши с их помощью предложения. Слова в рамке помогут тебе. Проверь себя,  (13).

my, your, his, her, its, our, their

- 1) John hates to cook ... food.
- 2) I love to drive ... car.
- 3) The Stewarts have two daughters. ... daughters don't go to school. They are little.
- 4) Where is Wen-

dy? I can see ... bike but I can't see the girl. 5) My cat is black. ... tail is black and white. 6) Jane, where is ... schoolbag? 7) Jim and Tim, where are ... schoolbags? 8) We have two pets. ... pets are a dog and a cat.

Для того чтобы сказать, кому принадлежит та или иная вещь, помимо притяжательных местоимений используются имена существительные в притяжательном падеже. В этом случае к существительным в единственном числе прибавляется окончание -s, перед которым ставится значок (') — апостроф:

Kate's pen (Катина ручка), the boy's dog (собака мальчика).

5

Посмотри на словосочетания, послушай и повтори их за диктором, (14). От чего зависит произношение окончания существительных в притяжательном падеже?

[z]

Paul — car → Paul's car

Mum — house → Mum's house

May — cat → May's cat

[s]

Pat — cup → Pat's cup

Mike — bike → Mike's bike

the chimp — banana → the chimp's banana

[ɪz]

Denis — books → Denis's books

Max — plane → Max's plane

the fox — tail → the fox's tail

6

Прочитай эти существительные в притяжательном падеже. Проверь себя, (15).

My cousin's apple, his daughter's doll, her brother's pets, the bird's wing, our friend's car, the clown's hat, Max's bag, the elf's flower, the chick's tail.

7

Скажи, кому из этих людей принадлежат изображённые на картинке предметы.



18

Unit 1

Образец: This is Jane's cat. These are Jane's birds.



Tom



Mr Ross



Kathie



Liz Brown



Billy



Justin



Melissa



Mrs Robertson

DO IT ON YOUR OWN


8

Выполни задания 1—5 в рабочей тетради.

Step 5

DO IT TOGETHER

- 1 Послушай аудиозапись и ответь на вопросы диктора о себе и своей семье, (16).
- 2 Посмотри на схему и закончи предложения о родственных отношениях в семье Баркеров. Проверь себя, (17).



John Barker's Family Tree

- 1) John is Richard's son, he is Margaret's son too.
- 2) Richard is _____ husband.
- 3) Margaret is _____ wife.
- 4) John is _____ brother, he is _____ cousin.
- 5) Sally is _____ sister, she is _____ cousin too.
- 6) Richard is _____ parent, he is _____ parent too.
- 7) Margaret is _____ mother, she is _____ mother too.
- 8) Sally and John are _____ children, they are _____ children too.
- 9) Sally is _____ daughter, she is _____ daughter too.


3

Посмотри на словосочетания с именами существительными во множественном числе. Скажи, как образуется притяжательный падеж существительных во множественном числе.

the boys — dog → the boys' dog
 the students — bags → the students' bags
 the foxes — tails → the foxes' tails

Ты помнишь, что некоторые одушевлённые существительные имеют особую форму множественного числа: children, men, women, mice, sheep, deer, fish, geese. Все они образуют притяжательный падеж так же, как существительные в единственном числе: **the children's toys, the men's cars, the women's bags, the mice's tails.**


4

Прочитай предложения (1—10) и измени их по образцу. Проверь себя,  (18).

Образец: Mark has a dog. — Mark's dog.
 The students have pens. — The students' pens.

- 1) The girls have dolls.
- 2) My cousin has a pet.
- 3) The women have flowers.
- 4) The horse has a tail.
- 5) The children have toys.
- 6) My daughter has a bike.
- 7) The men have houses.
- 8) The pupils have books.
- 9) His parents have a car.
- 10) The cat has a bed.

5

Скажи, какого цвета игрушки у детей. Проверь себя,  (19).

dark blue, white, black, grey, red, brown, purple,
yellow, bright green

Образец: Ed's mouse is white.



1) Ed



2) Nick



3) Denis



4) Lizzy



5) Max



6) Rose



7) Kate



8) Don



9) Melissa

6

Познакомься с новыми словами. Повтори новые слова, а также словосочетания и предложения с ними за диктором, (20).

- A. **interesting** ['intrəstɪŋ] — интересный
- listen** ['lɪsn] — слушать
- music** ['mjuzɪk] — музыка
- piano** [pi'ænpəʊ] — пианино
- programme** ['prəʊgræm] — программа
- work** [wɜ:k] — работа

- B. **interesting:** interesting films, interesting books. I like to watch interesting films on television.
- listen — listens:** listen to the teacher, listen to the song, listen to your cousin. Listen to your sister, Sam!
- music:** bad music, good music, pop music, rock music. We often listen to music in the evening.
- piano — pianos:** a big black piano, three brown pianos, play the piano. My daughter can play the piano, but not very well.
- programme — programmes:** an old programme, new programmes, to watch children's programmes. My little son always watches children's programmes on television.
- work:** interesting work, go to work, be at work. Gwen says, her work is interesting. Jane goes to work early in the morning. Is he usually at work at 9?

7

А. Прочитай текст. Выбери наиболее подходящее название для него.

- 1) Mary Barker and Her Family
- 2) Margaret Barker and Her Children
- 3) Margaret Barker and Her Family



Hello, my name is Margaret Barker. My family is not very big. I have a husband and two children — John, my son, and Sally, my daughter. My husband Richard is a doctor. I'm a schoolteacher. I teach music to very young pupils. I teach Sally too. Now she can play the piano. Sally sings very well and loves to sing. I like to listen to her songs. She often sings together with her friends at school. I teach at school two days a week, on Tuesday and Thursday. Sometimes at the weekend we all go to the cinema. We love to watch interesting films. But usually we are together in our house and watch television. They have a lot of interesting programmes on television. My children often play computer games too. My husband is at work five or six days a week. But on Sunday he is always with his family. We are very good friends.

В. Прочитай вслух предложения с новыми словами.

DO IT ON YOUR OWN

8

Выполни задания 1—5 в рабочей тетради.

Step 6

DO IT TOGETHER

1

Послушай, что рассказала о себе Мэри Баркер (Mary Barker), (21), и скажи, какие из утверждений правильные, а какие нет. Используй слова **Yes** и **No**.



- 1) Mary Barker is from Scotland.
- 2) Mary's family lives in London.
- 3) Mary's family is not big.
- 4) Mary and her family live in town.
- 5) John and Sally never go to Scotland to see Mary.
- 6) Mary and her cousins love to be together in summer.

2

Прочитай слова и словосочетания.

A.	[ʌ]	[ɔ:]	[v]	[3:]	[w]
	cup	all	hot	girl	when
	does	August	troll	her	why
	mother	autumn	often	fern	what
	cousin	daughter	watch	work	where

B. play the piano, watch television, listen to music, at work, interesting films, on television, what books, what programmes

3

Вспомни, что говорит о своей семье Маргарет Баркер (упр. 7, с. 22), и расскажи о ней, используя словосочетания, данные в рамке.

not very big, a husband and two children, their names, a schoolteacher, teaches music, play the piano, sings very well, likes to listen to, go to the cinema, love to watch films, interesting programmes, on television, play computer games, good friends


4

Скажи, что означают эти словосочетания по-русски.

- | | |
|--------------------------|------------------------|
| 1) the girl's television | 5) her daughters' pets |
| 2) the girls' bags | 6) her daughter's pet |
| 3) my sister's dog | 7) my cousins' parents |
| 4) my sisters' dog | 8) my cousin's parents |

5

Посмотри на рисунок и скажи, как часто эти ребята слушают музыку по телевизору.



never

often

always

sometimes

usually

↓
listens to music on TV.

6

Поработайте в парах. Задайте друг другу вопросы о своих семьях и выберите нужные ответы.

1) Is your family big or small?

My family is big.

My family is small.

My family is not very big.

2) _____?

We live in town.

We don't live in town.

3) _____?

I go to school on all weekdays.

I go to school at the weekend.

4) _____?

Yes, my mother's job is interesting.

She is a

No, my mother's job is not interesting. She is a

- 5) _____? Yes, I do. I have a brother (brothers).
No, I don't. I don't have brothers.
- 6) _____? Yes, I do. I have a sister (sisters).
No, I don't. I don't have sisters.
- 7) _____? In the evening we like to watch television.
In the evening we like to play the piano.
In the evening we like to listen to music.
- 8) _____? Yes, we are. We are friends.
No, we aren't. We are not friends.

7

Разыграйте со своим партнёром диалог, в котором вы расспросите друг друга о своих семьях.

DO IT ON YOUR OWN

8

Выполни задания 1—5 в рабочей тетради.
Повтори эти новые слова. Будь готов написать словарный диктант (Dictation* 1) на следующем уроке.

Dictation 1

Always, cousin, daughter, interesting, listen, music, never, often, piano, programme, sometimes, television, usually, work.

* a dictation [dɪk'teɪʃn] — ДИКТАНТ


Step 7

Summing Up

DO IT TOGETHER

Ты умеешь различать на слух многие английские слова, фразы и даже целые тексты.

1

Послушай аудиозапись,  (22), и скажи, что из того, что Тед (Ted) обычно делает, художник не нарисовал.



1.



2.



3.



4.




5.

Проверяя это задание, сосчитай, сколько баллов ты заработал из возможных двух.



Maximum result**	2
Your result	?

2


Послушай, как Уилл (Will) рассказывает о своей семье,  (23), и скажи, какие утверждения не соответствуют его рассказу. Как бы ты озаглавил его рассказ?

- 1) Will's family is very small.
- 2) Will has two sisters.

* Если ты увидишь этот значок (✓), это значит, что при проверке задания тебе нужно сосчитать, сколько баллов ты заработал.

** Maximum result — максимальный результат

- 3) Will's sisters are pupils.
- 4) Will's dad is a pilot.
- 5) Will's mother is a nurse.
- 6) Will says his mother is a good singer.
- 7) Will's grandparents live with him.
- 8) Will never sees his grandparents.



Maximum result	5
Your result	?

Ты умеешь читать английские слова, фразы и тексты.

3

Прочитай три части этого текста. Скажи, в каком порядке они должны следовать. Придумай название всему тексту.

a) Mickey is an American mouse and he speaks English. But he doesn't speak it very often in his films. Mickey can do a lot. He can swim, sing funny songs and play the piano. He often runs, jumps, drives cars, rides bikes and dances.

b) Mickey has a friend. Her name is Minnie. Minnie is a she-mouse. Minnie is from Hollywood too. She is always where Mickey is. She likes what Mickey likes and she hates what he hates. All children and a lot of their parents like Mickey and Minnie.



c) Mickey Mouse is a little grey mouse. He is from Hollywood and Hollywood is in the USA. Mickey is a big film star. You can often see this mouse on television and you can listen to his songs too.

1. _____ 2. _____ 3. _____



Maximum result	3
Your result	?



Прочитай текст и скажи, какое из утверждений в конце задания является верным.

The Adams Family

The Adams family lives in Scotland. They are a big family. They are nine: David Adams and his wife Linda, their son Max and their three daughters, Linda's parents and David's cousin Tim. They all live together in a big house.

Max is a pupil. His sisters don't go to school. They are little. In the evening Max often reads interesting books to his sisters and they like to listen to Max's books.

- 1) Max's parents have four children.
- 2) David's parents live with his family.
- 3) The Adams family has six children in their family.
- 4) Tim usually reads books to his cousin.



Maximum result	1
Your result	?

Ты знаешь новые слова и словосочетания и можешь использовать их в речи.

always, cousin, daughter, film, interesting, listen, music, never, often, piano, programme, sometimes, television, usually, watch, when, why, work

5

Скажи, какие подписи ты мог бы предложить к этим картинкам. Используй образец как подсказку.

Образец: 1. The woman's dogs



Maximum result	5
Your result	?

6

Скажи по-английски всё, что можешь, о себе и своей семье.

Ты уже можешь писать по-английски.

7

Напиши словарный диктант 1 (Dictation 1), (24).



Maximum result	14
Your result	?

Сосчитай, сколько баллов тебе удалось набрать за этот урок.



Total result	30
Your result	?

DO IT ON YOUR OWN**8**

Выполни задания 1—5 в рабочей тетради.

В этом учебном году тебе предстоит выполнить семь проектных заданий. Каждое из них должно представлять собой одну страничку из твоего английского альбома (English Album). В конце года собери странички вместе и представь альбом на конкурс «Лучший английский альбом класса» (The best English Album). Постарайся сделать свою работу интересной и красочной с помощью фотографий, рисунков, аппликаций. Используй в работе компьютер, а также помощь родных и друзей, если это необходимо.

9

Выполни проектное задание 1 (Project Work 1).

My Family Tree


Изобрази родословное дерево своей семьи. Расположи на нём рисунки или фотографии своих родных. Напиши по-английски то, что можешь о них сообщить, например имя, возраст, профессию, увлечения.

My Day

Step 1

DO IT TOGETHER




Посмотри на картинки на с. 31—32 и скажи, что муж и жена, которых зовут господин Дейвис (Mr Davis) и госпожа Дейвис (Mrs Davis) обычно делают в свой выходной день. Проверь себя,  (25).

Образец: Mrs Davis usually rides her bike on Sunday.

Mr Davis usually drives his car on Sunday.
Mr and Mrs Davis usually watch television on Sunday.





2

Поработайте в парах. Задайте друг другу вопросы о том, как проводят свой выходной день мистер и миссис Дейвис, и ответьте на них.

Образец: — Does Mr Davis play the piano on Sunday?
 — No, he doesn't.
 — Do Mr and Mrs Davis play tennis on Sunday?
 — Yes, they do.

3

Скажи, что ты обычно делаешь и чего не делаешь по воскресеньям. Следующие слова и словосочетания помогут тебе.

watch television, feed my pet, run in the park, swim, go to the shops, read books, ride my bike, play games on my computer, cook, listen to music

4

Прочитай эти слова. Проверь себя,  (26).

[e]	help	well	step	friend	pet
[i]	in	swim	live	sister	it
[əʊ]	go	no	nose	stone	phone
[ʌ]	cup	bus	under	sun	duck

5 Прочитай незнакомые тебе слова по аналогии со знакомыми. Проверь себя, (27).

in — begin Bess — dress cup — lunch
fish — finish pet — get stone — home

6 Познакомься с новыми словами и словосочетаниями. Послушай и повтори новые слова, а также словосочетания и предложения с ними за диктором, (28).

- A. **begin** [bi'gin] — начинаться
breakfast ['brekfəst] — завтрак
dress [dres] — одеваться
finish ['finiʃ] — заканчивать(ся)
get up [,get 'ʌp] — вставать (с постели)
home [həʊm] — дом, домашний очаг
lunch [lʌntʃ] — ланч*
be on time — прийти (быть) вовремя, не опаздывать
- B. **begin** — **begins**: begin the day, begin the book. His school begins at nine. When does the film begin?
breakfast — **breakfasts**: a good breakfast, a hot breakfast, for breakfast, at breakfast, cook breakfast, have breakfast. When do you usually have breakfast? What does she usually cook for breakfast? Tom always has breakfast at eight o'clock in the morning.
dress — **dresses**: dress well, dress in the morning. Jane dresses in her room. Betty is little, she can't dress.
finish — **finishes**: finish the book, finish the text. Ann, finish your breakfast, please. When do you usually finish your work?
get up — **gets up**: get up in the morning, get up and dress. Jane doesn't get up at six. She gets up at 7 o'clock in the morning.
home: my home, go home, be at home. Where is your home? My home is in London. When are you usually at home? It's 8 o'clock. Go home!

* **lunch** — еда, трапеза в середине дня, обычно с 13.00 до 14.00

lunch — lunches: a big lunch, a cold lunch, cook lunch, have lunch, for lunch. Rob never has lunch. Where do you usually have lunch? When we go to the zoo, we usually have our cold lunches with us.

be on time: Please be on time! He is never on time, but she is always on time.

7

Соедини по ассоциации слова из первой и второй колонок.

get up

breakfast

home

go to bed

why

finish

lunch

evening

begin

who

morning

work

DO IT ON YOUR OWN


8

Выполни задания 1—5 в рабочей тетради.

Step 2

DO IT TOGETHER

1

Послушай, что Том рассказывает о своём дне, и выбери правильные ответы на следующие вопросы. Проверь себя,  (29).

- 1) When does Tom get up in the morning?
a) at 5 o'clock b) at 6 o'clock c) at 7 o'clock
- 2) When does Tom have breakfast?
a) at 7 o'clock b) at 8 o'clock c) at 9 o'clock
- 3) When does Tom's schoolday begin?
a) at 7 o'clock b) at 8 o'clock c) at 9 o'clock
- 4) When does Tom have lunch?
a) at 12 o'clock b) at 1 o'clock c) at 2 o'clock
- 5) When does Tom go home?
a) at 3 o'clock b) at 4 o'clock c) at 5 o'clock



Возможно, вы заметили, что в английском языке русскому слову «дом» соответствуют два слова: **house** и **home**. Английское слово **home** — это место, где люди живут, а также все его обитатели (домочадцы). **House** — это здание. В Англии это слово обозначает чаще всего двухэтажное строение, в котором живёт одна семья. Англичане не называют словом **house** многоэтажные или одноэтажные городские дома. (Ср.: I'm always at home at 9 o'clock. Our house is white.) Обычно английские дома выглядят вот так. Многоэтажные жилые дома называются в Англии **blocks of flats**.



2

Посмотри на картинки, прочитай тексты и скажи, чьи это дома.



1.



2.



3.

The Houses

a) Lucy lives in Italy in a big house. Its walls are yellow. Lucy's family is very small. They are two — Lucy and her father. Lucy's father has a car. It is a dark blue Ford. Lucy's father often drives to work on weekdays. In summer at weekends Lucy and her father sometimes sit under the big trees near the house and have lunch.

b) Charles's house is in London. It's big, new and very good. The house is in a green street. When Charles is at home, he can see tall beautiful trees in the street. Charles finishes work at six and goes home. He is always at home at seven.

c) Denis loves cars and sport. He lives in a small town in Scotland. His house is not very big. It is green, its roof is light red. The house has big windows. At 7 o'clock in the morning Denis finishes breakfast and always plays tennis. He drives to work in the afternoon.

1. _____ 2. _____ 3. _____

3

Расскажи, как проходит день Салли. Картинки и слова в рамочке помогут тебе.

dresses, breakfast, lunch, gets up, begins, finishes



1.



2.



3.



4.



5.



6.

- 1) Sally ... at 7 o'clock in the morning.
- 2) She always has
- 3) She ... in her bedroom.
- 4) School ... at 9 o'clock.
- 5) Sally has ... at 1 o'clock.
- 6) Her school ... at 4 o'clock in the afternoon.

В отличие от русского языка в английском языке *несколько настоящих времён*. Если надо рассказать о том, что происходит в жизни всегда, обычно, часто, используется известное тебе настоящее время. Называется оно *простое настоящее время*.

I like sport.	He likes sport.
We like birds.	She likes birds.
You like cars.	It likes milk.
They like dogs.	


Чтобы рассказать о том, что происходит сейчас, в данный момент, используется другое время, которое называют *настоящим продолженным*. В этом случае употребляется 1) вспомогательный глагол **be** (формы **am, is, are**) и 2) глагол, называющий действие, с **-ing** на конце. Например:

I am reading now. (Я читаю сейчас.)
 He/She is reading now. (Он/Она читает сейчас.)
 We/You/They are reading now. (Мы/Ты/Вы/Они читаем/читаешь/читаете/читают сейчас.)

Как видишь, само слово **be** в таких фразах не употребляется.

4 Посмотри на следующие фразы и скажи, в каких из них говорится о том, что происходит обычно, а в каких — о том, что происходит сейчас.

- 1) Mary and Ann are swimming now.
- 2) The boy is watching television.
- 3) Nick gets up at six.
- 4) Ted is listening to music.
- 5) We usually dress in our bedrooms.
- 6) The film finishes at eight.
- 7) They are having lunch.
- 8) They have breakfast at 9 a.m.

5 Прочитай эти слова за диктором,  (30).

running	reading	beginning	getting
riding	writing	finishing	dressing


swimming
playing

spelling
counting

listening
watching

going
having

6

Посмотри на рисунки и скажи, что делают в данный момент эти люди и животные. Проверь себя,  (31).

Образец: The boy is running.



1.



2.



3.



4.



5.



6.



7.



8.

7

Выбери из следующих фраз те, которые соответствуют тому, что происходит сейчас в классе.

I am sitting.

I am standing.

I am reading.

I am listening.

I am writing.

Our teacher is standing.

Our teacher is running.

Our teacher is sitting.

Our teacher is speaking.

Our teacher is listening.

The pupils are eating.

The pupils are playing games.

The pupils are sleeping.

The pupils are listening to the teacher.

The pupils are finishing their work.

DO IT ON YOUR OWN


8

Выполни задания 1—5 в рабочей тетради.

Step 3

DO IT TOGETHER

1

Послушай запись,  (32), и скажи, какие из этих фраз произносит диктор.

- 1) a) Jane and David are listening to music.
b) Jane and David listen to music.
- 2) a) They are going to the bank.
b) They often go to the bank.
- 3) a) Rex runs in the park.
b) Rex is running in the park.
- 4) a) We always watch TV in the evening.
b) It's evening. We are watching TV.
- 5) a) Alice drives to work.
b) Alice is driving to work.
- 6) a) Don dresses in the room.
b) Don is dressing in the room.

2

Посмотри на эти незавершённые рисунки и угадай, что делают изображённые на них люди.



1.



2.



3.



4.



5.



6.



7.



8.

Образец: 1) She is writing.

3

Прочитай незнакомые тебе слова по аналогии со знакомыми. Проверь себя, (33).

afternoon — after
 love — come
 elf — every
 dress — lesson
 moon — swimming pool
 cake — take
 what — wash

4

Познакомься с новыми словами. Послушай и повтори новые слова, а также словосочетания и предложения с ними за диктором, (34).

- A.** after ['ɑ:ftə] — после
 come [kʌm] — приходить, приезжать
 every ['evri] — каждый(ая)
 lesson ['lesn] — урок
 swimming pool ['swɪmɪŋ ,pu:l] — бассейн
 take [teɪk] — брать, взять, отводить
 wash [wɒʃ] — мыть, стирать, умывать, купать
- B.** after: after school, after breakfast, after the game. We go home after school. What do you do after school?
 come — comes: come home, come to school, come to Moscow. When do you come home after school? My friend often comes to play with me. Don't come late.
 every: every day, every night, every pupil. We don't go to school every day. Every child knows this film.
 lesson — lessons: a long lesson, an interesting lesson, in the lesson. What lesson do you have on Monday? We often speak in our English lessons.
 swimming pool — swimming pools: in the swimming pool, go to the swimming pool. I go to the swimming pool with my friend. We have a good swimming pool in our town.
 take — takes: take your books, take the pens, take lessons, take a shower. Sally takes lessons of music. Do you take your little brother to school?

wash — washes: wash plates, wash up, wash the car.
I help to wash up after breakfast. She often washes her baby sister.

5

Закончи предложения, используя новые слова.

after, come, every, lesson, take,
swimming pool, wash

41

Unit 2



- 1) The children are swimming in the
- 2) We go to school at 8 in the morning, we ... home late in the afternoon.
- 3) I am in the English I am reading an English book.
- 4) My mother never ... cups and mugs. I always do it.
- 5) ... Sunday we play football with my friends.
- 6) Our dog is ... a shower.
- 7) Sometimes we go to the cinema ... school.

А. Прочитай про себя, как Джон Баркер проводит свой день. Какое заглавие можно было бы дать этому тексту?



John's day begins at 7 o'clock in the morning when he gets up. John gets up early. He takes a shower, sometimes a cold shower, dresses and has breakfast. He often has black tea with milk and eggs for breakfast. At 8 o'clock he goes to school. John is a good pupil. He is always on time. Every day he has five lessons. At 1 o'clock he has lunch at school. At 4 o'clock his schoolday finishes. He comes home at 5. Sometimes after lessons he plays with his friends or goes to the swimming pool. In the evening he helps his mum to wash up and plays games on the computer.

В. Посмотри на часы и скажи, что сейчас делает Джон. Проверь себя, (35).

Образец: 1) John is getting up.
2) He is taking a shower.



1.



2.



3.



4.



5.



6.



7.



8.



9.

А. Сравни, как обычно проходит день у Джона и у тебя.

- 1) John's day begins at 7 o'clock.
- 2) John gets up at 7 o'clock.

My day
I get up

- | | |
|---|------------------------------|
| 3) John gets up early. | I |
| 4) John has a shower in the morning,
he doesn't take a shower in the
evening. | I |
| 5) John dresses in his bedroom. | I |
| 6) John has breakfast and goes to
school. | I |
| 7) John is always on time. | I |
| 8) John has lunch at school. | I |
| 9) John has five lessons every day. | I |
| 10) John's schoolday finishes
at 4 o'clock. | My school-
day |
| 11) John comes home at 5. | I |
| 12) Sometimes after lessons John
plays football. | I |
| 13) In the evening John helps his
mum to wash up. | In the
evening I
... . |

B. Расскажи, как ты проводишь свой день.

DO IT ON YOUR OWN

B

Выполни задания 1—5 в рабочей тетради.

Step 4

DO IT TOGETHER

1

Посмотри на эти картинки и по образцу скажи, что в этот момент делают Джеф (Jeff) и Пэм (Pam). Проверь себя, (36).

Образец: 1) It's 5 o'clock. Jeff is sleeping.
2) It's 7 o'clock. Jeff and Pam are dressing.



1.



2.



3.



4.



5.



6.



7.



8.



9.



10.

2

Поработайте в парах, задайте друг другу вопросы о том, когда Джеф и Пэм занимаются своими привычными делами, и ответьте на них.

Образец: 1) When does Jeff sleep? At 5 o'clock.
2) When do Jeff and Pam dress?
At 7 o'clock.

3

Поработайте в парах. Задавая друг другу вопросы и отвечая на них, узнайте, куда обычно ходят члены семьи Баркеров по субботам в указанное время.

Образец: — Where does Mrs Barker go at 9 in the morning?
— She goes to the shop.

- 1) 9 a.m. Mrs Barker/shop
- 2) 10 a.m. John/park
- 3) 11 a.m. Sally/swimming pool
- 4) 12 in the afternoon Mr Barker/bank
- 5) 3 p.m. the Barkers/zoo
- 6) 7 p.m. the Barkers/cinema

4

Прочитай, как звучат полные и краткие формы глаголов в этих предложениях. Повтори их за диктором, (37).

I am playing. = I'm playing.
 He is playing. = He's playing.
 She is playing. = She's playing.
 It is playing. = It's playing.
 We are playing. = We're playing.
 You are playing. = You're playing.
 They are playing. = They're playing.

Чтобы сказать, что какое-либо действие в данный момент не происходит, в предложении после форм **am, is, are** следует поставить отрицание **not**.

I am (I'm) not jumping now.

He is not (He's not/He isn't) cooking now.

We are not (We're not/We aren't) washing up now.

5

Прочитай, что делают сейчас дети, и скажи, чего они не делают в данный момент.

Образец: Henry is swimming. (not/run)

Henry is swimming, he is not running now.

- 1) Jane is washing up. (not/cook)
- 2) Betty is dancing. (not/sing)
- 3) Kate is having lunch. (not/breakfast)
- 4) David is getting up. (not/take a shower)
- 5) Mary is listening to music. (not/play the piano)
- 6) The children are playing tennis. (not/ping-pong)
- 7) Rose and Polly are reading. (not/write)

6

Скажи, чего в данный момент не делаешь ты. Словосочетания в рамке могут помочь тебе.

go to bed, take driving lessons, have lunch, have breakfast, get up, take a shower, have music lessons, wash cups, play the piano

В этом доме живёт господин Уилсон (Mr Wilson). Скажи, чем он сейчас не занимается. А что он делает в данный момент? Ответ ты найдёшь в конце задания.

1) Mr Wilson is not



2) He is not



3) Mr Wilson is not



4) He is not



5) ...



6) ...



7) ...



8) ...



Mr Wilson is listening to music.

DO IT ON YOUR OWN

Выполни задания 1—5 в рабочей тетради.

Step 5

DO IT TOGETHER

1

Послушай эти диалоги, (38), и скажи, как их следует закончить.

- 1) — Hi, Jeff! How are you?
— I'm fine, thanks. And how are you?
— (1) ... (2) How are your children?
— They are OK. They are (3) ... in the swimming pool now.
— Do they always swim on Sunday?
— Yes, they do and they love it very much.
- 2) — Good afternoon, Bob!
— (4) ..., Jane.
— Is Nick at work?
— No, he isn't. He never works on (5)
— Where is he?
— He's riding a horse in the park. He is having his (6) ... (7)
— Good. I take riding lessons too.
- 3) — Why are you sad, son? What's the (8) ...?
— Oh, Dad, Rex is not in the house.
— Where is he? Is he in the (9) ...?
— I don't know. Can you drive me to the park, Dad?
— Yes, (10) The car is at the door.

2

Посмотри на картинки и скажи, что делают сейчас эти люди и чего они не делают.

Образец: Grandad is reading a book, he is not writing.



1.



2.



3.



4.



5.



6.



7.



8.

3

Скажи, что в данный момент пытается сделать шалун Билли (Billy).

Образец: B i l l y's g r a n n y: Don't sing in the bedroom, your mother is sleeping.
Billy is singing.



- 1) G r a n n y: Don't write on the wall.
- 2) G r a n n y: Don't play the piano, you can't do it.
- 3) G r a n n y: Don't take this book. It's your father's book.
- 4) G r a n n y: Don't play football in the street.
- 5) G r a n n y: Don't drink this milk. It is cold.
- 6) G r a n n y: Don't swim in the lake. The day is cold.
- 7) G r a n n y: Don't wash Rex. The dog is clean.
- 8) G r a n n y: Don't eat these green apples.
- 9) G r a n n y: Don't drink this water. It is dirty.
- 10) G r a n n y: Don't read in this room. It's too dark here.

4

Послушай диктора, (39), прочитай за ним эти вопросы и скажи, как они образованы. Обрати внимание на то, как на них отвечают.

Am I reading?

Yes, you are.

Are we cooking?

No, you aren't.

Are they swimming?

Yes, they are.

Are you playing tennis?

Yes, I am.

Are you having lunch?

No, we are not.

Is he taking a shower?

Yes, he is.

Is she driving a car?

No, she isn't.

Is the cat drinking tea?

No, it is not.

5

Поработайте в парах. Задайте друг другу вопросы о том, что делают и чего не делают люди, изображённые на картинках.

Образец: — Is Jim feeding his cat?

— No, he isn't. He is swimming in the swimming pool.



6

Посмотри на предложения, данные ниже, и скажи, как образуются вопросы, если надо узнать, что сейчас происходит, где или почему.

What is Mary reading? — She is reading a book.

Who is John meeting? — His friends.

Why are they having lunch early? — They are hungry.

Where are they going? — To the swimming pool.

What are you doing? — I'm playing computer games.

7

Послушайте диалоги, (40), и разыграйте их.

- 1) — Hi, son! Are you sleeping?
— No, dad, I'm not sleeping. I'm reading a very interesting book.



- 2) — Is Mrs Rogers going to the shop?
— No, she isn't.
— Where is she going?
— She is going to the bank.



- 3) — Are your friends having lunch?
— No, they aren't. They are not hungry.
— What are they doing?
— They are playing ping-pong.



- 4) — What are you doing, Mary?
Are you cooking?
— No, I'm washing the plates.
Come and help me.



DO IT ON YOUR OWN

8

Выполни задания 1—5 в рабочей тетради.

Step 6

DO IT TOGETHER

- 1 Повтори рифмовку за диктором несколько раз, (41). А теперь попробуй восстановить в памяти ответы с помощью картинок.

What Are They Doing?



What is he doing?
He's playing a game.
What is she doing?
She's writing her name.
What is Bill doing?
He's reading a book.
What is Rex doing?
He's watching the cook.
What are you doing?
I'm kissing my Dad.
What is Dad doing?
He's going to bed.



- 2 Подумай и скажи, что в этот момент делают разные члены твоей семьи и твои друзья.

Образец: I think* my mum is going to the shop.

What Are They Doing?

Playing football?
Going home?
Cooking?
Eating lunch?
Reading a book?
Playing on the computer?
Watching television?
Listening to music?
Washing up?
Working?**

* I think [θɪŋk] — я думаю

** to work [wɜ:k] — работать

3

Составь вопросы о Салли Баркер и её брате и подбери к ним правильные ответы.

What	is/are	Sally	eating?
Where		Sally and John	saying?
		John	dancing?
			drinking?
			reading?
			swimming?
			doing?

- 1) They are dancing in the room.
- 2) He is reading a book.
- 3) She is eating her lunch.
- 4) They are swimming in the swimming pool.
- 5) They are helping their parents.
- 6) He is saying "Hi!"
- 7) She is drinking milk.

4

Прочитай слова и словосочетания.

- A.** [ɑ:]: afternoon, after, park, dance, star
 [ʌ]: love, cousin, come, lunch, does
 [e]: dress, breakfast, get, lesson, every
 [ei]: may, say, day, lake, take
 [ɒ]: what, watch, wash, troll, pot
- B.** for breakfast, go home, on time, after lessons, come to school, come to London, every day, to take driving lessons, begin the day, finish the driving lesson

5

A. Прочитай, как проводит свой день Салли Баркер, и озаглавь каждую часть рассказа и текст целиком.

- 1) _____
 Sally gets up very early. She gets up at seven o'clock. Sally likes to get up early in the morning. She takes a shower, dresses and has her breakfast with her family. She often has eggs and milk for breakfast.



2) _____

At eight Sally goes to school. She is always on time. Sally has five lessons on Monday and Thursday and six lessons on Tuesday, Wednesday and Friday. Sally sometimes has lessons on Saturday but never on Sunday.

3) _____

Sally likes her school very much. She likes her teacher Miss Reed and her school friends. Sally is a good pupil. She can read and write very well. She can count well too. One o'clock is lunchtime at Sally's school. Sally usually has lunch together with her friends.

4) _____

After school Sally goes home. She helps her mum to wash up and does her homework. In the evening Sally plays on the computer with her brother John. She likes to read books, watch television or play lotto* with her family too. Sally usually goes to bed at ten o'clock.

B. Не глядя в текст, постарайся вспомнить все, что можешь, об обычном дне Салли Баркер.

6

Послушай и прочитай, что рассказывает о себе Джон Баркер, (42), а затем расскажи о себе, используя историю Джона в качестве образца.



John Barker

My name is John Barker.
I'm from London.



You

My ...
I'm ...

* **lotto** ['lɒtəʊ] — лото (игра)

I live with my parents and my sister.

I live ...

I'm a pupil.

...

I get up early in the morning.

...

I take a shower, dress and have breakfast.

...

At 8 o'clock I go to school.

... I go to school.

We usually have five lessons.

We usually ...

I always have lunch at school.

I ...

After school I meet my friend Bill Jackson.

After school ...

We often play football together.

We often ...

I come home at 5 o'clock.

I come ...

In the evening I watch television or play computer games with my sister Sally.

In the evening ...

My day finishes late.

My day ...

I go to bed at 11 o'clock.

I go to bed ...

7

Поработайте в парах. Расскажите друг другу о себе. Если нужно, задайте своему собеседнику дополнительные вопросы.

DO IT ON YOUR OWN

8

Выполни задания 1—5 в рабочей тетради. Повтори эти новые слова. Будь готов написать словарный диктант 2 (Dictation 2) на следующем уроке.

Dictation 2

After, begin, breakfast, come, dress, every, lesson, swimming pool, take, wash.

Step 7

Summing Up

DO IT TOGETHER

Ты умеешь различать на слух многие английские слова, фразы и даже целые тексты.

1

Послушай, какие вопросы задаёт диктор о том, что делают члены семьи Баркеров, (43). Глядя на картинку, кратко ответь на них.



Maximum result	6
Your result	?

2

Послушай пять телефонных разговоров, (44), и скажи, чем сейчас заняты эти дети, подобрав правильный вариант в табличке.

Mark		playing computer games.
Alice	is	cooking.
Rose		washing the plates.
Ted		finishing her homework.
Willy		watching television.



Maximum result	5
Your result	?

Ты умеешь читать английские слова, фразы и тексты.

3

Выбери и прочитай только верные предложения. Проверь себя, (45).

1) This is Mr Jeff Green.

He is a	
He is an	general.
He is the	

2) Jeff Green is	on the bus.
	on the tram.
	on the plane.

3) Jane is saying to Mr Green,	"Is this my bag?"
	"Is this her bag?"
	"Is this your bag?"

4) The general is saying,	"No, I'm not."
	"No, it's not."
	"No, they're not."

5) Mr Green is	drinking.
	eating.
	standing.



6) He is looking at Jane.
the window.
the clock.

7) He is listening to music.
a song.
Jane.

8) Jane is saying,
"Are you fine?"
"Are you beautiful?"
"Are you good?"

9) Jeff Green is saying,
"I'm OK, thank you."
"You're welcome."
"I am sorry."

4 А. Прочитай открытку, которую послал Джон Баркер своей бабушке, когда отдыхал в Озёрном крае.

Dear Granny,
We are in the Lake District* now and I love it! We get up at eight, take a shower, dress and have breakfast at nine. We have breakfast in our hotel room but we don't have lunch in the hotel**. We always have lunch in town. Every day in the afternoon we go to the lake. When the lake is not cold, we swim in it. When it is cold, we go to the swimming pool. After five we often come to our room. We read, watch television or play computer games. Sometimes we play lotto. We never go to bed at ten. Our days are very long. We go to bed at eleven or twelve o'clock. Now it's ten and I'm writing to you. We are happy.

Love,
John

* Lake District ['dɪstrɪkt] — Озёрный край, излюбленное место отдыха в Великобритании

** hotel [həʊ'tel] — отель, гостиница

B. Скажи, какие утверждения верны, а какие нет.

- 1) John Barker has breakfast at eight.
- 2) The Barkers live in London, but now they are living in the Lake District.
- 3) John always swims in the lake.
- 4) After five the Barkers are in their room.
- 5) John goes to bed late.
- 6) It's eleven and John is writing to his granny.



Maximum result	6
Your result	?



В Великобритании есть несколько излюбленных мест отдыха. Одно из них — Озёрный край (The Lake District). Это одно из самых красивых мест в стране, где горы и холмы соседствуют с озёрами и долинами. Озёрный край всегда привлекал туристов и поэтов. В памяти людей он прочно связан с именем Уильяма Вордсворта (William Wordsworth), поэта-романтика, который жил в XVIII—XIX вв. и очень любил Озёрный край. Он часто писал о нём в своих стихах.




Ты знаешь новые слова, словосочетания и фразы и можешь использовать их в речи.

after, begin, breakfast, come, dress,
every, finish, get (up), home, lesson, lunch,
swimming pool, take, wash

5

Посмотри на картинки и скажи, что сейчас делают дети. Слова в рамке помогут тебе.

get up, swim in the swimming pool, have breakfast, take a driving lesson, take a shower, wash up



59

Unit 2



Maximum result	6
Your result	?

6

Используя словосочетания, данные ниже, расскажи, что обычно делает Рон Тейлор (Ron Taylor) каждый день.

Образец: Ron usually gets up at 7 o'clock in the morning.

get up at 7 in the morning
 dress and have a shower
 have breakfast
 go to work at 8
 have lunch at work
 after work go to the shops

come home at 7
 watch television
 read books
 listen to music
 go to bed at 11

Ты уже можешь писать по-английски.

7 Напиши словарный диктант 2, (Dictation 2),  (46).



Maximum result	10
Your result	?



Total result	33
Your result	?

60

Unit 2

DO IT ON YOUR OWN



Выполни задания 1—5 в рабочей тетради.



Выполни проектное задание 2 (Project Work 2).

My Day

Оформи вторую страничку своего проектного альбома. Напиши обычный распорядок своего рабочего дня: в какое время и что ты делаешь. Оформи своё расписание как можно более оригинально.

At Home

Step 1

DO IT TOGETHER

1

Послушай диктора, (47), и скажи, какая информация отсутствует в этих предложениях.

- 1) Father is not ..., he is washing it.
- 2) Jack and Sam ..., they are going home.
- 3) Mrs Fletcher ..., she is reading an interesting book.
- 4) Alice ..., she is taking a shower.
- 5) Ben and Bob ..., they are riding horses.
- 6) Melissa ..., she is coming home.

2

Поработайте в парах. Глядя на картинки, задайте друг другу вопросы по образцу и ответьте на них.

Образец: 1) — Is Mark playing football or tennis?
— He is playing football.



1.




2.



3.



4.



5.



6.

Английские личные местоимения имеют две формы. Одну из них ты уже знаешь. Её можно сравнить с русскими личными местоимениями в именительном падеже (I, he, she, it, we, you, they). Вторая же форма соответствует личным местоимениям русского языка во всех остальных падежах. Послушай, как звучат эти местоимения, (48).

I — me (меня, мне, мной, обо мне)

He — him (его, ему, им, о нём)

She — her (её, ей, ею, о ней)

It — it (его/её, ему/ей, им/ею, о нём/о ней)

We — us (нас, нам, нами, о нас)

You — you (тебя/вас, тебе/вам, тобой/вами, о тебе/о вас)

They — them (их, им, ими, о них)

Посмотри на картинки и скажи, что кричат те, кто попал в беду, и те, кто стоит на берегу и зовёт на помощь взрослых.



Прочитай подписи к рисункам и реши, какая подпись соответствует каждому рисунку.



1.

2.

3.

4.

- a) Good evening! Are you happy to see **us**?
- b) Kate is by my door. I'm happy to see **her**.
- c) Where's Jack's car? I can't see **it**.
- d) Glad to see **you**, Tom. Where are you riding?
- e) I see Tom and Kate. I'm happy to see **them**.
- f) Phone **me** at 5.
- g) Who is that boy with a dog? I don't know **him**.



5.

6.

7.

Прочитай эти слова. Проверь себя, (49).

[ɪ]: with, winter, thick, thin, spring

[e]: Wednesday, September, tent, general, egg

[əʊ]: throne, stone, phone, old, know

[æ]: lamp, map, bag, cap, animal

[ɑ:]: farm, dark, dance, park, March

Познакомься с новыми словами. Повтори новые слова, а также словосочетания и предложения с ними за диктором, (50).

- A. **bathroom** ['bɑ:θ,ru:m] — ванная комната
flat [flæt] — квартира
garden ['gɑ:dn] — сад
kitchen ['kɪtʃən] — кухня
living room ['lɪvɪŋ ,ru:m] — гостиная
modern ['mɒdn] — современный
show [ʃəʊ] — показывать
- B. **bathroom** — **bathrooms**: in the bathroom, a big bathroom. In the morning I go to the bathroom to take a shower.
flat — **flats**: in the flat, a two-room flat, a three-room flat. Their flat is big and light.
garden — **gardens**: a spring garden, a beautiful garden, in my garden. They have a small garden behind their house. Do you have roses in your garden?
kitchen — **kitchens**: in the kitchen. I like to cook in our new kitchen. Sometimes we have breakfast in the kitchen.
living room — **living rooms**: in the living room. My parents watch television in the living room. The walls in our living room are light green.
modern: a modern house, modern books, modern towns. They live in a modern house. Modern kitchens are usually big.
show — **shows**: show a room, show a flat. Please show me your garden. I can show you my new toys.



- A. Прочитай текст и скажи, кто из членов семьи Баркеров выводит собаку гулять по вечерам.


At Home



Hi! It's Margaret Barker again. After 4 o'clock p.m. I'm always in the kitchen. It's 5 o'clock now and I'm cooking. My husband and my children often help me but today they are not here. John is in the swimming pool and Sally is in the garden. She is showing our garden to her new friend. My husband Richard is at work. He always comes home

after six. I like it when we are all together in the evenings. Sally often plays the piano and we listen to her. Sometimes we watch a new video or go to the cinema. Richard and John like to play chess*. After eight Richard or John takes our dog Chase out to the park. After ten we go to the bathroom to take a shower, say goodnight and go to bed.

B. Выбери из текста предложения с новыми словами и прочитай их вслух.

C. Прочитай текст ещё раз вслух за диктором,  (51).



В английском языке слово **garden** не значит «фруктовый сад». Обычно этим словом называют небольшое пространство земли возле дома, где растут трава, цветы и кустарники. Иногда здесь же устраивают грядку для овощей и сажают несколько фруктовых деревьев. Англичане очень любят свои **gardens** и заботятся о них. Красивый, ухоженный садик около дома — предмет гордости многих семей.



DO IT ON YOUR OWN



Выполни задания 1—5 в рабочей тетради.

* **chess** [tʃes] — шахматы

Step 2

DO IT TOGETHER



A. Послушай, как Джон Баркер рассказывает о своём доме, (52). Скажи, какой информации не хватает в тексте.

Our House



Hi! This is our house in Green Street. It is not very big but it is a modern house. We have seven rooms in it: (1) ..., a living room, a bathroom, a hall and a (2) My parents' bedroom is big and always (3) Sally's room is not very big, but it is nice.

My bedroom is small and never clean. I have a bed, a desk and two chairs in my bedroom. I have no (4) ..., but I have a computer on my desk and a few books on the shelf. I like my room very much. We have a beautiful little (5) ... near the house with two apple trees and a lot of (6) My father has a car. The car is in the garage.

B. В последнем предложении текста есть незнакомое тебе слово **garage** ['gæɪdʒ]. Как ты думаешь, что оно означает? Обрати внимание на то, что это слово может произноситься иначе ['gæɪfɪʒ]. В наши дни всё больше и больше людей произносят его именно так.

C. Скажи, на каком рисунке изображена комната Джона Баркера.





Угадай названия этих мест по их описаниям.

What is it?

- 1) We cook in it. It is a
- 2) We sleep in it. It is a
- 3) We watch television in it. It
- 4) We take a shower in it. It
- 5) Our dogs and cats often sleep in it. It
- 6) It has flowers and sometimes trees. It
- 7) Our cars can be in it. It



Разучи рифмовку: послушай и повтори её за диктором,  (53).

Where Is the Bed?

(After Carolyn Graham)

Where's the bed?

It's in the bedroom.

Is this the bedroom?

Yes, it is.

Where's the shower?

It's in the bathroom.

Is this the bathroom?

Yes, it is.

Where are the plates?

They are in the kitchen.

Is this the kitchen?

Yes, it is.

Where is the telly?

It's in the living room.

Is this the living room?

Yes, it is.



A. Однажды, проснувшись в своём доме рано утром, Кевин (Kevin) обнаружил, что он совсем один, а все его домочадцы куда-то исчезли. Скажи, что кричал Кевин, разыскивая в доме своих родных и свои вещи.

Образец:

Mum, where are you?
I can't see you.



- 1) Where is dad? I
- 2) Where is my brother? I
- 3) Where is my sister? I
- 4) Where are my pets? I
- 5) Where is my football? I
- 6) Polly and Greg, my dear cousins,
where are you? I
- 7) Where are my toys? I
- 8) Mum, dad, can you see ...?

me
her
him
it
you
them

B. А в это время родные Кевина искали его в парижском аэропорту. Скажи, что они говорили.

Kevin!
Where are you?
Can you see ...?



C. Проверь, правильно ли ты воспроизвел вопросы мальчика и его родных, (54).


5

Прочитай незнакомые тебе слова по аналогии со знакомыми, (55).


text — next
son — front

might — right
child — behind

shelf — left
milk — middle

Познакомься с новыми словами. Послушай и повтори новые слова, словосочетания и предложения с ними за диктором,  (56).

- A.** **behind** [bi'haind] — за, позади
in front (of) [frʌnt] — перед (чем-либо)
left [left] — левый
on the left — слева
on my left — слева от меня
middle ['midl] — середина
next (to) [nekst] — рядом (с)
right [raɪt] — правый
on the right — справа
on my right — справа от меня
- B.** **behind:** behind the door, behind the tree, behind the house. Polly is behind the car.
in front of: in front of the shop, in front of the bank. Is your house in front of the park?
left: on my left, on his left, on her left, on the left. The piano is on the left. Is it Fred on your left?
middle: the middle of the book, the middle of the film, the middle of the programme, in the middle of the room, in the middle of the street. My dog is sleeping in the middle of the hall now.
next to: next to the cinema, next to the shop, next to you. Who is standing next to Barry? Can I sit next to you?
right: on my right, on your right, on their right, on the right. Where is Jeff? He is on Peter's right. Is your house on the left or on the right?

Посмотри на картинку и закончи следующие фразы. Проверь себя,  (57).

- 1) Kevin is in the ... of the garden.
- 2) His dog Spot is ... to him.
- 3) Kevin's house is ... him.
- 4) Kevin and Spot are of the house.
- 5) Kevin's bike is on his
- 6) Kevin's chair is on his

- 7) The garage is ... to the house.
8) The car is ... the garage.



DO IT ON YOUR OWN



8. Выполни задания 1—5 в рабочей тетради.

Step 3

DO IT TOGETHER



Послушай, что рассказывают о своих новых домах Дон (Don) и Джерри (Jerry), (58), и определи, о ком из них можно сказать следующее.

Don or Jerry?

1) He has a family. 2) His new house is small. 3) He has six bedrooms. 4) He has two bathrooms. 5) He has no garden. 6) His kitchen is big and modern. 7) He has a garage but no car.





Разучи рифмовку и повтори её за диктором,  (59).

Where Do You Live?

(After Carolyn Graham)

Where do you live?

I live in a house in Green Street.

Where do you live?

I live in a house in Green Street.

Where is your house?

It's next to my school.

Where is the school?

In front of the trees.


Where are the trees?

Behind the school.

Behind the school in Green Street.



Посмотри на картинку и назови по-английски то, что обозначено цифрами.



4

Заверши эти предложения с помощью местоимений в нужной форме. Проверь себя.

1) Sam's father is a driver. (His/Him) father is a bus driver. He often takes (his/him) son to the garage with (his/him). 2) We see Mary. (She/Her) is in the garden next to the apple tree, but Mary doesn't see (our/us). 3) Mrs Wilson has three children and often takes (their/them) to the zoo. 4) Sam likes computers. Show (his/him) your new computer. 5) We have a new pupil in (our/us) class. (Her/she) name is Lizzy. We like (her/she). 6) Our father sometimes takes (we/us) to the cinema.

Теперь ты знаешь почти все формы английских местоимений. почаще смотри на эту таблицу, чтобы их запомнить.

Местоимения

Личные		Притяжательные
в именительном падеже	во всех других случаях	
I	me	my
he	him	his
she	her	her
it	it	its
we	us	our
you	you	your
they	them	their

5

У Фреда выдался весьма необычный день, непохожий на все остальные. Воспользуйся таблицей и расскажи о нём.

Образец: At six o'clock Fred usually sleeps but today he's getting up.

When?	Who?	Usually do/ does	Is/Are doing today
6 o'clock a.m.	Fred	sleep	get up
7 o'clock a.m.	Fred and his wife	have breakfast	go to work
8 o'clock a.m.	Fred	drive to his office	sit at the desk
1 o'clock p.m.	Fred and his wife	have lunch	speak on the phone
5 o'clock p.m.	Fred	meet his boss	go home
7 o'clock p.m.	Fred and his wife	eat at home together	meet their friends
11 o'clock p.m.	Fred and his wife	go to bed	dance and sing
Do you know why? Today is Fred's birthday.			

6

Познакомьтесь с новыми словами. Послушай и повтори новые слова, словосочетания и предложения с ними за диктором, (60).

- A.** **armchair** ['ɑ:m,tʃeə] — кресло
bookcase ['bʊk,keɪs] — книжный шкаф
cupboard ['kʌbəd] — кухонный шкаф, буфет
downstairs [ˌdaʊn'steəz] — вниз, внизу
ready ['redi] — готовый
sofa ['səʊfə] — диван
upstairs [ʌp'steəz] — вверх, наверху

- B.** **armchair** — **armchairs**: an old armchair, a modern armchair, in the armchair. Sit down in the armchair. The armchair is in front of the television.

bookcase — bookcases: a tall bookcase, in the bookcase. Show me your new bookcase. Our bookcase is next to the desk.

cupboard — cupboards: on the cupboard, in the cupboard, next to the cupboard. Where is the cupboard? It's in the kitchen.

downstairs: go downstairs, run downstairs, play downstairs. Their kitchen is downstairs. Their bathroom is downstairs too.

ready: be ready for breakfast, be ready for the lesson. We are ready to go to school. Jack is in his bedroom. He is ready to go to bed.

sofa — sofas: on the sofa, sleep on the sofa. Sit down on the sofa. Is your sofa near the window? — No, our sofa is in the middle of the living room.

upstairs: go upstairs, sleep upstairs, play upstairs. My bathroom is upstairs, my bedroom is upstairs too.



Русскому слову «шкаф» в английском языке соответствуют разные слова. Одно из них уже известное тебе слово **cupboard**. Это существительное может обозначать шкаф или закрытую полку на кухне, где хранятся посуда, продукты, разные мелкие вещи; закрытый шкаф в классной комнате, буфет в гостиной или шкаф для игрушек в детской. Бельевые и платяные шкафы этим словом не обозначаются.

7

Посмотри на картинку и скажи, что в этом доме находится вверху, а что внизу.

Образец: The bedrooms are upstairs. The computer is downstairs.

bathroom, living room, kitchen, the beds, the sofa, the piano, the shower, six black chairs, the desks, the bookcases, the armchairs, the tables, the maps, the computer, the television, the cupboards



DO IT ON YOUR OWN

Выполни задания 1—5 в рабочей тетради.

Step 4

DO IT TOGETHER

Выбери из каждой пары предложений то, которое читает диктор, (61).

- 1) a) Show me your garden, please.
- b) Show him your garden, please.

- 2) a) My cat is on the chair.
b) My cat is in the chair.
- 3) a) I have a lot of books in the bookcase.
b) I have a lot of books in the bookshelf.
- 4) a) Our little table is next to the cupboard.
b) Our little table is near the cupboard.
- 5) a) My new garage is on your left.
b) My new garage is on your right.
- 6) a) Their two sofas are upstairs.
b) Their two sofas are downstairs.



Разучи рифмовку: послушай и повтори её за диктором,  (62).

Do You Like Them?

Do you like flowers?

Yes, I do. I like them.

Do you like trees?

Yes, I do. I like them.

Do you like cars?

No, I don't. I don't like them.

I don't like cars.

Do you like birds?

Yes, I do. I like them.

Do you like fish?


Yes, I do. I like them.

Do you like bikes?

No, I don't. I don't like them.

I don't like bikes.




A. Марк (Mark) заблудился в чужом городе и звонит своему другу, который живёт в этом городе, чтобы выяснить, где он находится. Скажи, что говорит Марк своему другу. Проверь себя,  (63).

in front of, near, next to, behind, on my left,
on my right

- I'm in the middle of a street.
- The bank is (1) ... me.
- I can see a hospital (2)
- (3) ... the hospital is a new modern cinema.
- I can see a swimming pool (4)
- A big school is (5) ... the swimming pool.
- The flower shop is (6) ... me.
- The bus stop is (7) ... the flower shop.
- Where am I? Am I (8) ... you?

B. Опиши картинку, не глядя в текст.



4

Прочитай текст. Заполни пропуски в предложениях, данных после текста, выбрав правильный вариант из двух предложенных. Какое заглавие можно дать этому тексту?

A lot of houses in England have two floors*, two or three bedrooms, a living room, a kitchen, one or two bathrooms and a hall. Bedrooms are usually upstairs.

* floor [flɔ:] — зд.: этаж









Kitchens and halls are downstairs. You can often see a bathroom upstairs and downstairs. In England they like gardens. Little gardens with one or two trees and a lot of flowers can be in front of a house or behind it. You can often see roses in these gardens. Sometimes next to a house you can see a garage. In English towns the streets are often narrow and the houses are small. In Britain they say, "My house is my castle!"

- 1) Houses in England often have ... floors.
a) two b) three
- 2) The kitchens are usually
a) upstairs b) downstairs
- 3) The bedrooms are usually
a) upstairs b) downstairs
- 4) In England they ... gardens.
a) like b) hate
- 5) You can ... see roses in the gardens.
a) often b) never
- 6) In English towns houses are often
a) big b) small
- 7) In Britain they say, "My ... is my castle."
a) home b) house
















5

A. Прочитай письмо, которое написала своей бабушке девочка по имени Сара, заменяя картинки словами. Проверь себя, (64).

Dear Granny!

I like our new 1)  and my bedroom. It's a big modern room. I have a 2)  and a 3)  in my room. I have no big 4) , but I have a small 5)  near the 6)  and next to it an old 7) . My 8)  is next to the

* castle ['kɑ:sl] — замок

9)  and my 10)  is next to the door. The 11)  is by the 12)  too. I have two 13)  in my bedroom. My 14) , old and new, are in the 15) . You can see a 16)  and a 17)  on the wall. My old 18)  are on the 19)  and my new children's 20)  are in the 21) . I have no 22)  or 23)  in my bedroom. They are in our living room.

Love,
Sarah

В. Используя письмо Сары в качестве образца, расскажи, что есть, а чего нет в твоей комнате.

Чтобы спросить по-английски «Сколько?» о предметах, которые можно сосчитать (sofas, chairs, doors и т. д.), говорят: **How many** ['meni]?

How many sofas?

How many chairs?


Само слово **many** (много) используется практически всегда в вопросах и отрицательных предложениях, а в утвердительных употребляется знакомое тебе словосочетание **a lot of**.

Do you have many friends?

I don't have many pets.

I have a lot of pets.

6

А. Джим (Jim) и Тим (Tim) не виделись много лет. Когда они встретились, у них было много вопросов друг к другу. Прочитай ответы Тима и скажи, какие вопросы задавал ему Джим. Проверь себя,  (65).



- J i m: ...?
- T i m: Yes, I do. I have 3 sons and 4 daughters.
- J i m: ...?
- T i m: No, we don't. We have only five rooms in the house.
- J i m: ...?
- T i m: No, I don't. I have no car. But I have three bikes.
- J i m: ...?
- T i m: Yes, we do. We have a lot of pets: two dogs, three cats and a lot of white mice.
- J i m: ...?
- T i m: Yes, I do. I have a lot of good friends.
- J i m: ...?
- T i m: Yes, I do. I have a lot of books and I like them.

7

Поработайте в парах. Представьте себя на месте Тима и Джима и по образцу спросите друг друга, что у вас есть и в каком количестве. Вы можете воспользоваться следующими словами и выбрать один из вариантов ответа.

cats, dogs, fish, computers, televisions, chairs, armchairs, sofas, cupboards, rooms, clocks, phones


- Образец:** — Do you have many ...?
- a) — Yes, I do. I have a lot of
- b) — No, I don't. I don't have many
- c) — No, I don't. I don't have ... at all.

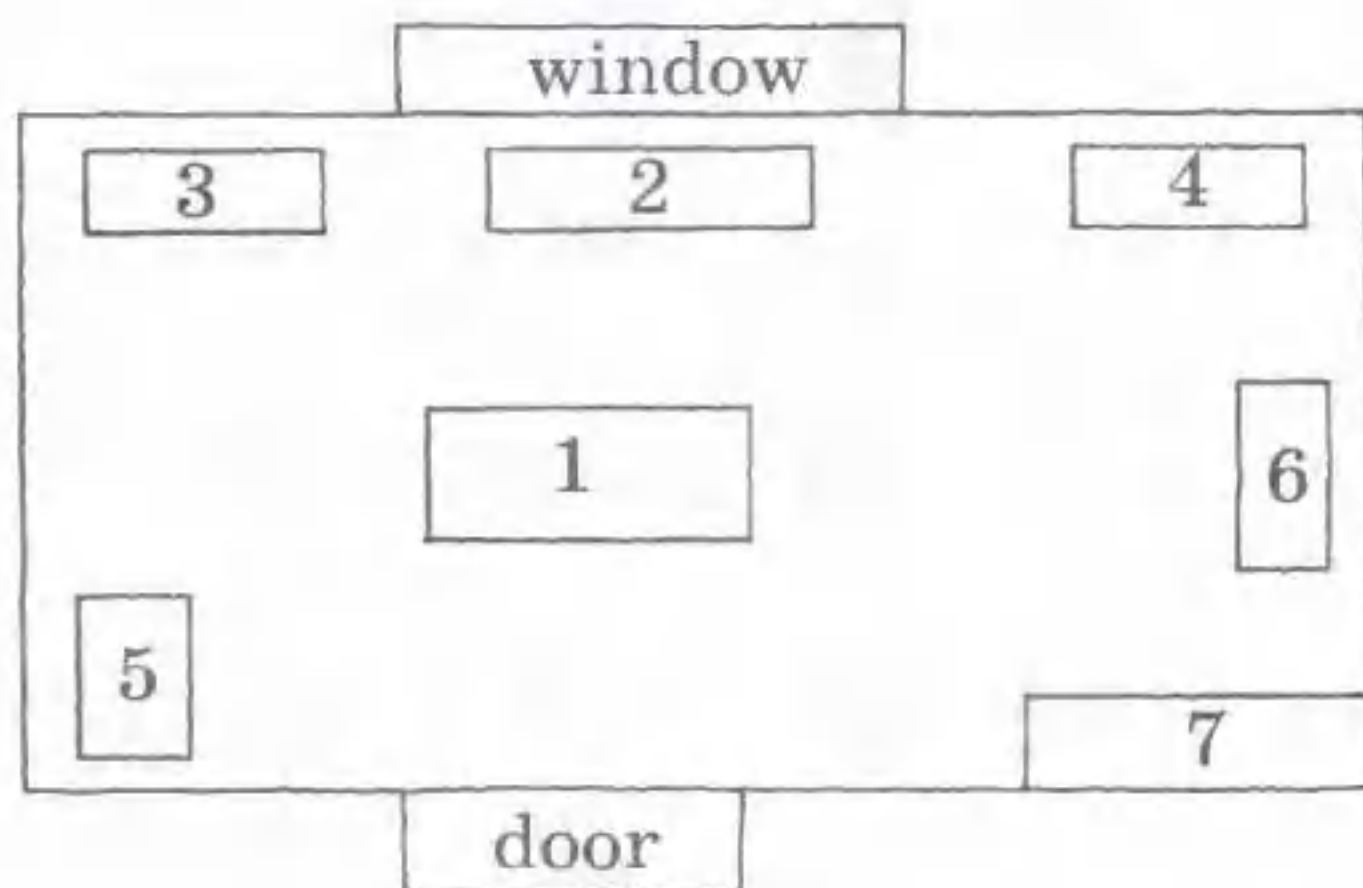
DO IT ON YOUR OWN

8

Выполни задания 1—5 в рабочей тетради.

Step 5


1. Послушай, как Салли Баркер рассказывает о гостиной в своём доме,  (66), и скажи, какие предметы стоят в комнате там, где на плане ты видишь номера.



81

Unit 3

2. Поработайте в парах. Используя картинки, задайте друг другу вопросы и ответьте на них.

A. Образец: — How many  do you have?

- a) — I have ... coins. b) — I have a lot.
c) — I have no coins.

1) How many  do you have?

2) How many  do you have?

3) How many  do you have?

4) How many  do you have?

5) How many  do you have?

6) How many  do you have?

B. Образец: — How many  can you see?

- a) — I can see ... clouds.
b) — I can see a lot.
c) — I can't see clouds.

1) How many  can you see?

2) How many  can you see?


3) How many  can you see?

4) How many  can you see?

5) How many  can you see?

6) How many  can you see?

3

Посмотри на картинки и скажи, что Салли и Джон готовы сейчас делать. Проверь себя,  (67).

Образец: Sally is ready to play the piano.

John and Sally are ready to watch television.



1.



2.



3.



4.



5.



6.



7.



8.

4 Прочитай эти слова. Проверь себя, (68).

[aɪ]: drive, mice, nice, night, right
 [əʊ]: home, stone, rose, sofa, phone
 [ɑ:]: March, dark, armchair, star, park
 [ʌ]: cup, cupboard, up, front, mother
 [e]: left, never, next, breakfast, ready

5 Познакомься с новыми словами.

A. Прочитай незнакомые тебе слова по аналогии со знакомыми. Проверь себя, (69).

rose — cosy

car — carpet

dress — messy

time — tidy — wide

B. Послушай и повтори новые слова, словосочетания и предложения с ними за диктором, (70).

carpet ['kɑ:pɪt] — ковёр

comfortable ['kʌmfɪtəbl̩] — удобный

cosy ['kɔ:zi] — уютный

messy ['mesi] — неприбранный, грязный, в беспорядке

picture ['pɪktʃə] — картина, фотография

tidy ['taɪdi] — аккуратный, опрятный

wide [waɪd] — широкий

C. **carpet** — **carpets**: a red carpet, a beautiful carpet. Wendy's carpet is in the middle of the room.

comfortable: a comfortable armchair, a comfortable sofa, comfortable boots. Is the sofa in your living room comfortable?

cosy: a cosy room, a cosy flat, a cosy house. Is your room cosy?

messy: a messy room, a messy kitchen, a messy bedroom. John's room is often messy, but Sally's room is usually clean.

picture — **pictures**: a nice picture, an old picture, in the picture. I have two nice pictures in my bedroom. What can you see in this picture?

tidy: a tidy garden, a tidy desk. Their house is always clean and tidy. Be tidy, please.

wide: a wide street, a wide window, a wide carpet.
We have two wide windows in the kitchen. Our street is wide and green.

6

Подбери подписи к этим картинкам и прочитай их в том порядке, в котором следуют картинки.



1.



2.



3.



4.



5.

- a) a dark room with a carpet on the floor
- b) a nice and cosy room with comfortable armchairs
- c) a very light and tidy bedroom
- d) a messy room
- e) a room with a comfortable sofa and wide windows

Постарайся запомнить, что в следующих словосочетаниях используется предлог **in**:

in the street — на улице

in the sky — на небе

in the picture — на картинке, фотографии

in the photo — на фотографии

in the armchair — на/в кресле

in the tree — на дереве (внутри кроны, на ветках)

in the sun — на солнышке (под его лучами)

Выбери правильный предлог, чтобы заполнить пропуски в предложениях.

In or on?


- 1) Your new pens and pencils are ... the box, and the box sits* ... the desk.
- 2) Tim's toys are ... the bench ... the garden.
- 3) I can see one little bird ... the cage and two ... the tree.
- 4) We have a big cinema ... our street.
- 5) I like this new carpet ... the floor ... the living room.
- 6) The plane ... the sky looks small but we know it is big.
- 7) My granny likes to sit ... an old armchair near the window.
- 8) Your schoolbag is ... the chair ... your bedroom.
- 9) What can you see ... this beautiful picture?
- 10) The cat is sleeping ... the sun.

DO IT ON YOUR OWN

Выполни задания 1—5 в рабочей тетради.

Step 6

DO IT TOGETHER

Послушай диктора,  (71), и скажи, какая из спален принадлежит Грегу (Greg), а какая — его сестре Алисе (Alice).

Greg's or Alice's?

- 1) It is a cosy bedroom with a carpet on the floor, with wide windows, two armchairs and a bed.
- 2) It is a bedroom with a wide modern sofa, a bookcase and a desk.

* Русскому глаголу «стоять» (о предметах) часто соответствует английский глагол **sit**.

Look! Look!

1. Look! Look! I see a bird in the tree.
I like birds and they like me.
2. Look! Look! I see a cat behind the tree.
I like cats and they like me.
3. Look! Look! I see a dog in front of the tree.
I like dogs and they like me.
4. Look! Look! I see a chick next to the tree.
I like chicks and they like me.

Ответь на вопросы по картинке, используя предлоги **on** или **in**.

- 1) Where are the boys? — ... the tree.
- 2) Where are the girls? — ... the garden, they are ... sun.
- 3) Where is the plane? — ... the sky.
- 4) Where are the buses? — ... the street.
- 5) Where is the book? — ... the table.
- 6) Where are the apples? — ... the bench.
- 7) Where are the pictures? — ... the book.
- 8) Where are the birds? — ... the sky.
- 9) Where are the flowers? — ... the jug.
- 10) Where is the jug? — ... the table.



Матушка Дженкинс (Jenkins) привела своё семейство в магазин подарков (Gift Shop). Продавец растерялся от такого количества покупателей и не сразу сообразил, что ему делать. Менеджеру пришлось помочь ему. Скажи, что говорит менеджер продавцу.



5

Ты знаешь, что самым лучшим гостиницам присваивают класс пятизвездочных. Прочитай описание комнат в двух разных гостиницах и скажи, какую из гостиниц можно назвать **A Five-Star Hotel**.

A. The room is big, bright and cosy. It has a wide window. You can see a beautiful garden with flowers in it. The room has a comfortable sofa with two armchairs in the middle of the room. In front of the sofa you can see a modern colour television. The pictures on the wall are very bright. You can see red and white roses on the small table near the bed. The bathroom has a jacuzzi and a shower in it.

B. The room is small with a narrow window. It's not very light. In the room you can see two beds and a black-and-white television. The room has no sofa or armchairs but it has two old chairs. They are by the table. The pictures on the wall are dark and old too. The room is not very clean. You can't say it is cosy and tidy or modern. The bathroom has a shower.

6

A. Скажи, что обычно делают Марк, его друзья и родные в указанное время суток.

Образец: Mark usually (sleep) in his bedroom at five o'clock in the morning.

Mark usually sleeps in his bedroom at five o'clock in the morning.



1) Mark always (get up) at seven o'clock.

2) Mark and Jack often (go) to school together at 8 o'clock.



3) At 10 o'clock Mark and his friends (read, speak, and write) in their English lessons.



4) Mark usually (come) home at two o'clock in the afternoon.



5) At 3 o'clock Mark's mother sometimes (cook) in the kitchen and Mark (help) her.



6) At 9 o'clock Mark and his parents (watch) television in the living room.



B. А теперь представь себе, что сейчас столько времени, сколько показывают часы рядом с каждым предложением. Что делают Марк, его друзья и родные? Не забудь убрать из новых предложений слова **usually, always, often, sometimes.**

Образец: It's five o'clock. Mark is sleeping in his bedroom.

7

Прочитай рассказ Бетти Джексон (Betty Jackson) и, используя его в качестве образца, опиши свою квартиру (дом).



My name is Betty Jackson.

I'm from London.

I live in Queen Street.

My flat is big and modern.

We have a living room, three bedrooms, a kitchen and a big bathroom.

My bedroom isn't very big but it's cosy.

It is not always tidy, sometimes it is messy.

I have a brown carpet in the middle of the room.

I have a sofa, a comfortable armchair and a bookcase in my room.

You can see two pictures, a photo and a clock on the wall.

I like my bedroom and my flat.



You

...

...

...

...

...

...

...

...

...

...



DO IT ON YOUR OWN

Выполни задания 1—5 в рабочей тетради. Повтори эти новые слова. Будь готов написать словарный диктант 3 (Dictation 3) на следующем уроке.


Dictation 3

Armchair, behind, carpet, comfortable, cupboard, downstairs, middle, picture, ready, right.

Step 7**Summing Up****DO IT TOGETHER**

Ты уже умеешь понимать на слух многие английские слова, фразы и целые тексты.



Послушай, как диктор описывает комнату Мэри,  (73), и скажи, о каких из названных ниже предметов в тексте не говорится.

Mary's Room

piano

picture

chair

desk

map

armchair

window

bookshelf

bed

door


cupboard

sofa



Maximum result	7
Your result	?



Послушай, что говорит диктор о доме госпожи Вуд (Mrs Wood),  (74), и скажи, какие из утверждений, данных ниже, не соответствуют его словам.

- 1) Mrs Wood lives in town.
- 2) High Street is a small street.
- 3) Mrs Wood's house has three bedrooms.
- 4) Mrs Wood's kitchen is downstairs.
- 5) Mrs Wood's pet is a dog.
- 6) Now Mrs Wood is in her garden.
- 7) The bank is next to Mrs Wood's house.

Maximum result	5
Your result	?

Ты уже можешь читать слова, словосочетания и целые тексты.

Прочитай эти слова и словосочетания и попробуй догадаться об их значении.

- 1) one-room flat
- 2) kitchen table
- 3) garden bench
- 4) bedroom window
- 5) bedtime
- 6) rose garden

Maximum result	6
Your result	?

А. Прочитай текст "The Barker's House" и скажи:

- 1) где находятся члены семьи Баркеров и что они делают;
- 2) чего нет в комнате Салли.

The Barkers' House

The Barkers are in the garden near the house. They always come to their garden in spring and summer. Chase, their dog, and Smokey, their cat, like to play in the garden. But now they are not playing. Smokey is sleeping in the sun on the garden bench and Chase is sleeping under it. John and Sally are playing ping-pong. They often play it in the afternoon. Mr Barker is sitting in the armchair. He is reading a book. Mrs Barker is sitting in the arm-



chair next to her husband. But she is not reading. She is listening to music.

You can see the house the Barkers live in. But you can't see the rooms in the picture. The windows upstairs are the children's bedroom windows. The window on the right is John's bedroom window and the window on the left is Sally's bedroom window.

Sally's room is nice and cosy. It's always tidy. In her room she has a bed, an armchair, a sofa, and a little table next to it. Sally has no bookcase. Her books are on the shelf and her toys are in a tall cupboard next to the sofa.

Where are they?

- 1) Mr Barker?
- 2) Mrs Barker?
- 3) John?
- 4) Sally?
- 5) Chase?
- 6) Smokey?

What are they doing?

- 7) Mr Barker?
- 8) Mrs Barker?

- 9) John and Sally?
10) Chase and Smokey?

Sally has no

11) ?



Maximum result	11
Your result	?

В. Прочитай вслух сначала предложения, в которых говорится о том, что обычно делают члены семьи Баркеров, а затем предложения, в которых говорится о том, что они делают сейчас.

Ты знаешь новые слова, словосочетания и фразы и можешь использовать их в речи.

armchair, bathroom, behind, bookcase, carpet, comfortable, cosy, cupboard, downstairs, flat, front, garden, him, kitchen, left, living room, many, me, messy, middle, modern, picture, ready, right, show, sofa, them, tidy, upstairs, us

be ready (for)

how many

in front (of)

in the middle (of)

on the left

on the right

5

Скажи, что из перечисленного ниже ты можешь видеть на улице, на кресле, на небе, на картинках или фотографиях и что наиболее часто на дереве.

Образец: I can see clouds in the sky.

planes

cars

plums

trees

stars

vans

houses

books

birds

flowers

animals

toys

buses

apples

shops

pets

6 А. Поработайте в парах. Выясни:

- сколько комнат в квартире/доме твоего собеседника;
- какие это комнаты;
- какая мебель есть в этих комнатах, где она расположена.

В. Расскажи о своей квартире (доме), используя план пункта А.

Ты уже можешь писать по-английски.

7 Напиши словарный диктант 3 (Dictation 3),  (75).

Maximum result	10
Your result	?

Total result	39
Your result	?

DO IT ON YOUR OWN

8 Выполни задания 1—5 в рабочей тетради.

9 Выполни проектное задание 3 (Project Work 3).

My Room

Оформи третью страничку своего английского альбома. Нарисуй или схематически изобрази свою комнату. Покажи на схеме или рисунке, какая в ней есть мебель. Ты можешь поместить на эту страничку и фотографии. Не забудь представить описание своей комнаты, указав, где возможно, цвет и размер вещей. Напиши, что тебе нравится или не нравится.

I Go to School


Step 1

DO IT TOGETHER

- 1 Посмотри на рисунок классной комнаты, в которой учится Джон Баркер, и назови как можно больше предметов и людей по-английски. Если постараться, у тебя получится не меньше 20 слов.




2

Скажи, где находятся некоторые предметы и люди по отношению к учителю (см. рисунок на с. 95). Проверь себя,  (76).


- 1) The door is on the teacher's right.
- 2) The window is on the left.
- 3) The pupils ... him.
- 4) The map
- 5) The clock
- 6) The pictures
- 7) The cupboard
- 8) The teacher's table
- 9) The television
- 10) John Barker ... the teacher.

3

Послушай диктора,  (77), и а) скажи, чем Джон Баркер занимается в школе по понедельникам; б) прочитай только те предложения, которые соответствуют тексту.

- 1) John doesn't go to school on Monday.
- 2) John and Tom go to school together.
- 3) John has milk in the morning.
- 4) John never has eggs in the morning.
- 5) The school bus stops in front of John's house.
- 6) John meets his friend in the garden.
- 7) The boys usually have lessons on Monday.
- 8) They read books, write texts, count and sing songs at school.
- 9) They have lunch at twelve o'clock.
- 10) They come home at four.

4

А. Прочитай эти слова, а затем проверь себя,  (78).


- [ɔ:]: always, daughter, morning, floor, for
 [æ]: apple, thanks, flat, family, garage
 [eɪ]: table, again, take, hate, late
 [ɑ:]: after, March, park, armchair, car
 [ɪ]: middle, window, finish, listen, interesting
 [ʊ]: book, hook, cook, good, look

B. Прочитай незнакомые тебе слова по аналогии со знакомыми.

black — **blackboard**
can't — **plant**

for — **before**
window — **windowsill**

5

Познакомься с новыми словами. Повтори новые слова, словосочетания и предложения с ними за диктором,  (79).

A. **before** [bi'fɔ:] — до

blackboard ['blæk,bɔ:d] — классная доска

class [klɑ:s] — 1. класс (группа учеников) 2. урок

classroom ['klɑ:s,ru:m] — класс, классная комната

give [gɪv] — давать

plant [plɑ:nt] — растение

put [pʊt] — класть, ставить

windowsill ['wɪndəʊ,sɪl] — подоконник

B. **before:** before breakfast, before lunch, before our lessons. I usually run in the park before lessons.

blackboard — **blackboards:** a green blackboard, a white blackboard, a long blackboard, on the blackboard, at the blackboard. John, go to the blackboard.

class — **classes:** a big class, an English class, after classes, before classes. I like my class. We have twelve boys and ten girls in our class. Where do you usually go after classes?

classroom — **classrooms:** in the classroom, go to the classroom. Is this your classroom? We always meet in our classroom in the morning.

give — **gives:** give me, give him, give us. Mum gives us milk in the evening. Give these flowers to your teacher. Can you give them your pens?

plant — **plants:** a beautiful plant, plants in pots, plants in the classroom. Do you have plants in the classroom? — Yes, we do. We have a lot.

put — **puts:** put it down, put the book on the table, put the plant on the floor. Put the toys on the shelf. Don't put the carpet in the hall.

windowsill — **windowsills:** a wide windowsill, on the windowsill. What can you see on the windowsill?

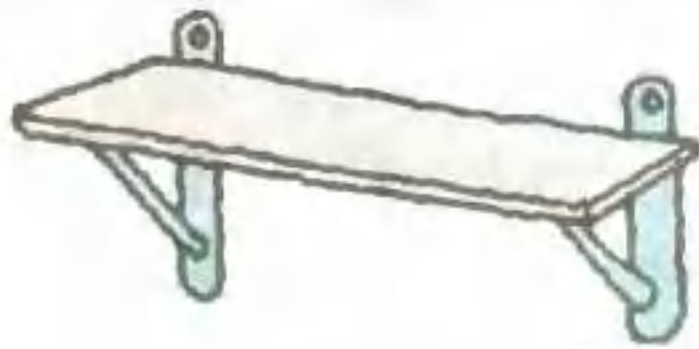
6

Ученики этого класса принесли в свой класс много комнатных цветов. Скажи, куда учитель советует им поставить растения.

Образец: 1) Put this plant on the



Put this plant on the floor.



2.



3.



4.



5.



6.



7.

7

Заверши эти предложения, используя глаголы **put** и **give**.

- 1) ... the books on the table, please.
- 2) ... me your bike, please.
- 3) ... the plant on the windowsill.
- 4) Mary is ready to ... us her computer.
- 5) John never ... matches to his little cousin.
- 6) Mother doesn't often ... us sweets.

DO IT ON YOUR OWN

8


Выполни задания 1—5 в рабочей тетради.

Step 2

DO IT TOGETHER

1

Послушай, как Салли Баркер описывает свою классную комнату, (80). Посмотри на рисунок и скажи, какие неточности были в её рассказе.



2

Ответь на вопросы о своей классной комнате.

- 1) Is your classroom big or small?
- 2) Is it light or dark?
- 3) Is it messy or clean before classes? After classes?
- 4) What colour are the windows, walls and desks in your classroom?
- 5) What colour is the blackboard, the floor and the door?
- 6) How many windows do you have in your classroom?
- 7) How many plants do you have on the windowsills? Are they in the pots?
- 8) Where is the blackboard?
- 9) Do you have many pictures and photos on the walls? How many?
- 10) Do you have a television in your classroom? Where is it?

- 11) Do you have a clock in your classroom? Where is it?
 12) Where's the teacher's desk? What colour is it?
 13) Is your classroom nice? Cosy? Do you like it?

Чтобы сказать, что в каком-то месте находится один или несколько предметов, используется конструкция **there is** (об одном предмете) и **there are** (о нескольких предметах). Перед исчисляемыми существительными в единственном числе употребляется неопределенный артикль **a/an**.

There is a cup on the table. (На столе чашка.)

There are cups on the table. (На столе чашки.)

Очень часто перед существительным во множественном числе употребляется местоимение **some** [sʌm] — *немного, несколько*.

There are some clouds in the sky. (На небе облака.)


There are some pupils by the blackboard. (У доски ученики.)

С неисчисляемыми существительными (milk, ice, ice cream) можно использовать только структуру **there is**, после которой обычно следует слово **some**.

There is some milk in the jug. (В кувшине молоко.)

There is some ice cream in the cup. (В стаканчике мороженое.)

3

Послушай и прочитай текст о кухне Баркеров,  (81). Найди в тексте предложения с конструкцией **there is/there are** и распредели их по трём группам: 1) предложения, в которых речь идёт об одном предмете; 2) предложения, в которых речь идёт о многих предметах; 3) предложения, где речь идёт о предметах, которые нельзя сосчитать.

The Barkers' Kitchen

The kitchen in the Barkers' house is downstairs. It is a big light room with a lot of plants on the windowsills. There are two windows in the kitchen. The table is in the middle of it. There are three chairs



near the table. You can see some food on it. There is an egg in the egg cup. There is a cake on the little plate. There are some apples on the dish. There is some milk in the jug. There is some coffee* in the mug. There is some ice cream in the cup. There is a long shelf on the wall. There is a cupboard near the window with some flowers on it.

4

Скажи, что находится в различных местах.

A. Образец 1: a banana — on the plate.

There is a banana on the plate.

1) an egg — in the egg cup; 2) an orange — on the table; 3) a bee — on the flower; 4) an armchair — by the window; 5) a sofa — in the living room; 6) a blackboard — on the wall.

B. Образец 2: some apples — on the tree.

There are some apples on the tree.

1) some benches — in the garden 2) some plants — on the windowsill 3) some big classrooms — on this floor 4) some maps — on the walls 5) some new cups — in the cupboard 6) some cute teddy bears — in the toy shop

* coffee ['kɒfi] — кофе

С. Образец 3: some fish — on the table.

There is some fish on the table.

1) some ice — on the lake 2) some coffee — in the cup 3) some food — on the shelf 4) some ice cream — on the apple pie 5) some milk — on the low table 6) some birthday cake — on the dish

5

A. Посмотри, как в английском языке образуются числительные, обозначающие десятки от 20 до 100, и повтори их за диктором, (82).

20 — twenty	50 — fifty	80 — eighty
30 — thirty	60 — sixty	90 — ninety
40 — forty	70 — seventy	100 — a hundred

B. Послушай, как диктор считает от 20 до 30, (83). А теперь попробуй сосчитать от 30 до 100.

6

Назови эти числа по-английски. Проверь себя, повтори их ещё раз за диктором, (84).

23, 28, 34, 46, 58, 69, 71, 82, 97, 100.

7

За свою жизнь капитан Хук (Hook) накопил немало сокровищ. Скажи, сколько монет находится в каждом из его сундучков.

Образец: There are twenty-two coins in the yellow chest*.



* chest [tʃest] — сундук

DO IT ON YOUR OWN


8

Выполни задания 1—5 в рабочей тетради.

Step 3

DO IT TOGETHER

1

Послушай запись,  (85), и скажи, какое из числительных называет диктор.

- | | |
|----------------------------|---------------------------|
| 1) a) eight b) eighty | 6) a) nineteen b) ninety |
| 2) a) seventeen b) seventy | 7) a) fifteen b) fifty |
| 3) a) fourteen b) forty | 8) a) twelve b) twenty |
| 4) a) six b) sixty | 9) a) sixteen b) sixty |
| 5) a) thirteen b) thirty | 10) a) eighteen b) eighty |

С появлением электронных часов люди часто называют время так, как они видят его на электронном циферблате. Например: **6.30 = It's six thirty.** **8.45 = it's eight forty-five.** Как ты помнишь, в английском языке не принято говорить, например, «восемнадцать часов», когда речь идёт о шести часах вечера, поэтому, чтобы назвать время 18.15, обычно говорят: **It's six fifteen p.m.** или **It's six fifteen in the evening.**

2

Посмотри на циферблаты и скажи, который час.



Образец: 12.45 It's twelve forty-five.



1.



2.



3.



4.



5.



6.



7.



8.



9.



10.


Закончи эти предложения, используя необходимую форму глагола: **is** или **are**.


Образец: There (is/are) three cupboards in our classroom.




There are three cupboards in our classroom.




- 1) There (is/are) a blackboard on the wall.
- 2) There (is/are) a carpet in the hall.
- 3) There (is/are) some desks in the English Room.
- 4) There (is/are) some ice on the pond near our school.
- 5) There (is/are) some tables in the teacher's room.
- 6) There (is/are) some milk in the pupils' mugs. They are ready for lunch.




А. Скажи, сколько разных людей и предметов находятся в школе и рядом с ней.

Образец: 3 /  . There are three shops near our school.

1 /  . There is one swimming pool in the school.

1) 24 /  ; 2) 35 /  ; 3) 67 /  ;

4) 92 /  ; 5) 55 /  ; 6) 48 /  ;

7) 23 /  ; 8) 1 /  ; 9) 58 /  ;

10) 1 /  ;

B. А теперь скажи, сколько людей или предметов находится в твоём классе, школе или рядом с ней.

5

Познакомься с новыми словами.

A. Прочитай незнакомые тебе слова по аналогии со знакомыми. Проверь себя, (86).

ready — bread
read — tea
but — butter

Sam — jam
blue — juice — soup
daughter — water

B. Повтори новые слова, словосочетания и предложения с ними за диктором.

bread [bred] — хлеб
butter ['bʌtə] — сливочное масло
jam [dʒæm] — джем, варенье
juice [dʒu:s] — сок
soup [su:p] — суп
tea [ti:] — чай
water ['wɔ:tə] — вода

C. **bread:** nice bread, some white bread, bread for breakfast. There is some bread on the table. Please give me some bread.

butter: yellow butter, bread and butter, butter on the butter dish. I like bread and butter for breakfast. I can put some butter on your bread.

jam: apple jam, jam and butter on your bread. Can I have some jam, please?

juice: orange juice, lemon juice, drink juice. I like to have some juice for lunch. What juice do you like?

soup: fish soup, thick soup, hot soup. We often have soup for lunch. Eat some soup, it's good for you.

tea: hot tea, strong tea, ice tea, a cup of tea. Do you drink your tea strong or weak? I like to have a nice hot cup of tea in the evening.

water: cold water, clean water, water in the lake. There is some water in the jug. The water in the lake is clean and blue.

Соедини эти слова в пары, чтобы показать, что с чем часто едят или пьют.

Образец: tea and milk.

coffee
juice
butter

cake
bread
jam

soup
tea
water

ice cream
lemon
milk

Чтобы сказать, что в определённом месте отсутствует что-либо, в структуру **there is/there are** можно ввести отрицательное местоимение **no**.

There is **no** table in the room. (В комнате нет стола.)

There are **no** chairs in the kitchen. (На кухне нет стульев.)

There is **no** milk in the mug. (В кружке нет молока.)

Об отсутствии предметов, людей, животных, веществ где-либо можно сказать иначе. Если в утвердительном предложении использовалось слово **some**, то в отрицательном вместо него используют **not any**.

There are **some** chairs in the kitchen.


There are **not any** chairs in the kitchen.

There is **some** milk in the jug.

There is **not any** milk in the jug.

А. Используя образец, скажи, каких предметов из тех, что изображены на картинке, нет в школьной столовой.

Образец: There is no piano in the lunch room.



B. Скажи то же самое иначе, используя **not any**.

- 1) There is no soup in the plate.
- 2) There is no bread on the bread plate*.
- 3) There is no butter on the butter dish.
- 4) There are no bananas on the table.
- 5) There are no oranges in the lunch room.
- 6) There is no juice in the jug.
- 7) There is no coffee in the cup.
- 8) There is no tea in the mug.
- 9) There are no apples on the shelf.
- 10) There are no plates in the cupboard.

DO IT ON YOUR OWN


8

Выполни задания 1—5 в рабочей тетради.

Step 4

DO IT TOGETHER

1


Послушай, как диктор спрашивает о возрасте членов семьи Баркер-ров,  (87). Скажи, сколько лет каждому из них.

- 1) Richard?
- 2) Margaret?
- 3) David?
- 4) William?
- 5) Beatrice?
- 6) Elizabeth?
- 7) Mary?
- 8) Sally?
- 9) John?
- 10) Chase?
- 11) Smokey?

* **bread plate** — хлебница

A. Используя образец, скажи, что есть и чего нет на столе во время завтрака Джона Баркера.

Образец: tea/coffee There is some tea on the table.
There is no coffee.
flowers/plants There are some flowers on
the table. There are no plants.



- | | |
|----------------------|------------------|
| 1) milk/water | 5) cups/mugs |
| 2) orange juice/soup | 6) plates/dishes |
| 3) bread/ice cream | 7) bananas/plums |
| 4) butter/jam | 8) apples/cakes |
| 9) oranges/lemon | |

B. Скажи, что обычно есть и чего нет у тебя на столе во время завтрака.

Чтобы задать вопросы с оборотом/конструкцией **there is / there are**, формы глагола **to be (is, are)** надо поставить перед словом **there**.

Is there an orange on the plate? (На тарелке есть апельсин?)

Are there books on the table? (На столе есть книги?)

Очень часто в таких вопросах перед существительными во множественном числе и перед вещественными существительными (обозначающими вещество) ставится местоимение **any**, которое означает «некоторое количество».

Is there **any** bread on the bread plate? (В хлебнице есть хлеб?)

Ответить на подобные вопросы можно словами да или нет, что по-английски в этом случае будет **Yes, there is.** / **No, there isn't** (если речь идёт об одном предмете) или **Yes, there are.** / **No, there aren't** (если речь идёт о нескольких предметах).

Иногда в утвердительном ответе указывают на количество предметов или употребляют местоимение **some**. В отрицательных ответах часто используют местоимение **any**, (88).

a) — Are there any boxes on the floor?

— No, there aren't (any).



b) — Are there any pianos in the room?

— Yes, there are (two).



c) — Is there any bread in the kitchen?

— Yes, there is (some).



d) — Is there any butter on the butter dish?

— No, there isn't (any).



e) — Is there a chair near the table?

— Yes, there is.

f) — Is there a teddy bear on the chair?

— No, there isn't.



3

Посмотри на картинку, изображающую гостиную в квартире пожилой английской дамы миссис Вуд. Работая в парах, прочитайте вопросы об этой комнате и ответьте на них.

- 1) Is there a sofa in Mrs Wood's living room? No, there isn't (any).
- 2) Are there any chairs in her room? Yes, there are (some).



- 3) Is there a piano in the living room?
- 4) Are there armchairs in the room?
- 5) Is there a window in the room?
- 6) Are there any plants on the windowsill?
- 7) Are there any flowers on the table?
- 8) Is there any food on the table?
- 9) Are there any apples on the dish?
- 10) Is there any water on the table?
- 11) Is there any juice on the table?
- 12) Is there a carpet on the floor?

4

Завтра Джон уезжает с классом на пикник. Поработайте в парах и разыграйте диалог между мамой и сыном, в котором Джон выясняет, какие продукты есть дома, а каких нет.

Образец: J o h n: apples? — Are there any apples at home?

M r s B a r k e r: Yes. — Yes, there are (some).

J o h n: orange juice? — Is there any orange juice at home?

M r s B a r k e r: No. — No, there isn't (any).



John

- 1) bread?
- 2) butter?
- 3) tea?
- 4) cakes?
- 5) bananas?
- 6) water?
- 7) jam?
- 8) grapes?
- 9) oranges?
- 10) apple juice?



Mrs Barker

- No.
- Yes.
- Yes.
- No.
- No.
- Yes.
- Yes.
- No.
- Yes.
- No.

Обычно с конструкцией **there is/there are** задают вопросы, начинающиеся с вопросительных слов **What? Who? How many?** (89).

What is there in the middle of the room? There is a table there.

Who is there in the garden? There are children there.

Обрати внимание, что второе слово **there** в ответе означает *там*.

How many books are there on the shelf? There is one.

How many chairs are there near the table? There are four.

5

Посмотри на рисунок классной комнаты Мэри Баркер. Послушай, как диктор задаёт ей вопросы о том, что или кто находится в классе, и как она на них отвечает. Повтори вопросы и ответы за диктором, (90).



What is there ...? Who is there ...?

- 1) — What is there near the door?
— There is a piano there.
- 2) — What is there on the piano?
— There are some flowers there.
- 3) — What is there next to the piano?
— There is my teacher's desk there.
- 4) — Who is there in the classroom?
— There are pupils there.
- 5) — What is there behind the pupils?
— There are desks there.
- 6) — What is there on the pupils' right?
— There are two windows and a cupboard there.

6

Послушай, как Мэри задают вопросы о том, сколько разных предметов в её классе, и что она отвечает, (91). Повтори ответы и вопросы за диктором.

How many ... are there ...?

- 1) — How many pianos are there in your classroom?
— There is one.
- 2) — How many desks are there?
— There are fifteen.

- 3) — How many chairs are there in your classroom?
— There are thirty-one.
- 4) — How many flowers are there on the piano?
— There are five.
- 5) — How many plants are there on the window-sills?
— There are eight.
- 6) — How many pupils are there in the classroom?
— There are three.
- 7) — How many books are there in the cupboard?
— There are a lot.

7

Прочитай вопросы и ответь на них.

- 1) How many days are there in a week?
- 2) How many months are there in winter?
- 3) How many days are there in January?
- 4) How many days are there in June?
- 5) How many days are there in February?
- 6) How many colours are there in the rainbow?
- 7) How many copecks* are there in a rouble [ru:bl]?

DO IT ON YOUR OWN

8

Выполни задания 1—5 в рабочей тетради.

Step 5

DO IT TOGETHER

1

Джон нашёл на чердаке старый ящик с вещами, принадлежавшими его отцу в школьные годы. Послушай, какие вопросы задаёт отец сыну, (92), а затем закончи вопросы и, глядя на рисунок, скажи, что Джон ответил отцу.

* а copeck = а коpек [ˈkəʊpek] — копейка



- | | |
|--|-------------------------|
| 1) Are there ... English books in the box? | 1) Yes, there are some. |
| 2) ... my schoolbag in the box? | 2) ... |
| 3) How many photos ...? | 3) ... |
| 4) Who ... in the photo? | 4) ... |
| 5) Are ... pens ...? | 5) ... |
| 6) How many pens ...? | 6) ... |
| 7) ... my Russian book in the box? | 7) ... |
| 8) What ... near my Russian book? | 8) ... |
| 9) ... a pointer in the box? | 9) ... |

2

Прочитай письмо, которое Грег (Greg) написал своему другу. Составь вопросы к ответам, которые даны после текста.

Hi, Jeff,

I'm writing to you about my school. It is very good, new but it is not near my house. So I take a bus every morning and go to school. There are thirty-one classrooms in our school. They are all light and clean. The windows are big and there are a lot of plants in pots on the windowsills. The windowsills are wide. The classroom is near the teacher's room. There is a green blackboard on the wall. On its right there is a clock, on its left there are two pictures. We have eleven desks in my classroom and twenty-two chairs. There is no piano there. My classroom is very cosy. We like it a lot. Write to me about your school.

Greg

- 1) It's new.
- 2) No, it isn't. It is not near my house.
- 3) Yes, I do. I take a bus to go to school.
- 4) There are thirty-one classrooms in my school.
- 5) Yes, there are a lot of plants on the windowsills.
- 6) It is green.
- 7) There is a blackboard, a clock and two pictures on the wall.
- 8) There are eleven.
- 9) There are 22.
- 10) No, there isn't. There is no piano in my classroom.

3

Сравни эти предложения и скажи, от чего зависит выбор между **there is** и **there are** в предложениях с одинаковым смыслом.

- 1) a) There is a table and two chairs in the room.
b) There are two chairs and a table in the room.
- 2) a) There is an apple and some plums on the plate.
b) There are some plums and an apple on the table.

Если в предложении с **there is / there are** имеются два подлежащих, то форма глагола (**is** или **are**) зависит от того, в каком числе стоит первое подлежащее.

There is a table and eight desks in the classroom.
(единственное число)

There are eight desks and a table in the classroom.
(множественное число)

4

Выбери правильную форму глагола, чтобы закончить предложения.

- 1) There (is/are) two schools and a hotel in Apple Street.
- 2) There (is/are) a garage and a shop in my street.
- 3) There (is/are) two hotels and a cinema behind our school.
- 4) There (is/are) a bus stop and a pet shop in front of John's house.
- 5) There (is/are) some gardens and a big park in the old town.
- 6) There (is/are) a swimming pool and a zoo in Green Street.
- 7) There (is/are) a bookshop and a flower shop on my right.

A. Познакомься с новыми словами. Повтори словосочетания и предложения с ними за диктором, (92).

answer ['ɑ:nsə] — ответ; отвечать

ask [ɑ:sk] — спрашивать

close [kləʊz] — закрывать

open ['əʊpən] — открывать

question ['kwɛstʃn] — вопрос

understand [ˌʌndə'stænd] — понимать

B. **answer** — **answers**: my answer, our answer, my mother's answer. The answer to all your questions is "no".

answer — **answers**: answer me, answer the phone, please. She can't answer the teacher.

ask — **asks**: ask the telephone number, ask him, ask them, ask the teacher. Where does he live? I don't know but I can ask my parents.

close — **closes**: close the door, close the bag. Close the window, please. I'm cold.

open — **opens**: open the book, open the car. Open the car, please. We're going to the shops.

question — **questions**: to ask questions, his question, their questions. I have a lot of questions to ask.

understand — **understands**: understand the text, understand the book. Do you understand him? — No, I don't. We don't often understand what she says.

В классе и учителя и ученики часто повторяют одни и те же фразы. Посмотри на рисунки и попробуй угадать, что говорят эти люди. Послушай аудиозапись и проверь себя, (93).



1.



2, 3.



4.



5.




6.



7.



8.



9.



10.



11.

- | | |
|-------------------------------|---------------------------------|
| a) Today is Monday. | g) I can't answer the question. |
| b) I don't understand. | h) Close your books, please. |
| c) Goodbye. | i) Hi! |
| d) Hello. | j) Spell "cat", please. |
| e) I can answer the question. | k) Good morning. |
| f) Please open the books. | l) Come in. |

7

Найди слова с противоположным значением в этих квадратах.

<p>1) here</p> <p>2) close</p> <p>3) ask</p> <p>4) black</p> <p>5) morning</p> <p>6) tidy</p> <p>7) wide</p> <p>8) up</p> <p>9) happy</p> <p>10) dirty</p> <p>11) winter</p> <p>12) before</p>	<p>a) sad</p> <p>b) evening</p> <p>c) messy</p> <p>d) white</p> <p>e) open</p> <p>f) down</p> <p>g) clean</p> <p>h) narrow</p> <p>i) there</p> <p>j) answer</p> <p>k) summer</p> <p>l) after</p>
--	--

DO IT ON YOUR OWN


8

Выполни задания 1—5 в рабочей тетради.

Step 6

DO IT TOGETHER

1


Послушай диктора,  (94), и скажи, в какой классной комнате проходят занятия у Роберта (Robert), а в какой — у Тома.

- 1) A big light room with four windows and a carpet on the floor.
- 2) A big room with some desks, the teacher's desk and two beautiful pictures. The room is not tidy now.



В Англии первоклассники начинают учиться в школе, когда им исполняется 5 лет. Сначала они посещают занятия в так называемых школах для малышей (Infant Schools). Ученики много играют, часто ходят на экскурсии. В этих школах нет парт. Дети обычно сидят на ковре, а учителя читают им книжки, знакомят с алфавитом, понемногу обучают счёту. Школьный год, в отличие от России, не всегда начинается 1 сентября, так как в Англии первый день занятий никогда не бывает в понедельник.

2

Разучи рифмовку: послушай и повтори её за диктором,  (95).

Bess, Bess, Don't Make a Mess*!

Bess, Bess,
Don't make a mess.
Please, Bess,

Don't make a mess.
Clean up your classroom.
Right now**, now, now, now.

* Don't make a mess! — Не создавай беспорядка!

** Right now. — Прямо сейчас. (Сейчас же. Сию минуту.)

Lee, Lee,
Don't watch TV.
Please, Lee,

Don't watch TV.
Please read your book.
Right now, now, now, now.

3 Найди в этих примерах на сложение варианты с правильным ответом и прочитай их.

Образец: $15 + 4 = 19$ / $15 + 4 = 21$ Fifteen and four is nineteen.

- 1) $7 + 14 = 20$ / $7 + 14 = 21$
- 2) $3 + 78 = 82$ / $3 + 78 = 81$
- 3) $37 + 5 = 42$ / $37 + 5 = 43$
- 4) $8 + 19 = 27$ / $8 + 19 = 26$
- 5) $3 + 78 = 82$ / $3 + 78 = 81$
- 6) $43 + 57 = 99$ / $43 + 57 = 100$

4 Как ты знаешь, «много» по-английски можно сказать по-разному. Вспомни, какое слово используется в вопросах, отрицаниях и утверждениях, **many** или **a lot**, и заверши эти предложения, выбрав нужный вариант в скобках.

- 1) I have (many/a lot) friends at school.
- 2) Do you have (many/a lot) pupils in class?
- 3) We don't have (many/a lot) lessons every day.
- 4) There are (many/a lot) flowers in our school garden.
- 5) There are not (many/a lot) English books in my bag.
- 6) Are there (many/a lot) cupboards in your classroom?
- 7) There are (many/a lot) tables in the school lunch room.
- 8) Are there (many/a lot) toys in the playroom?
- 9) There are not (many/a lot) pots on the windowsills.
- 10) Do you have (many/a lot) pets at home?

5 Прочитай два описания классных комнат и скажи, какое из них относится к рисунку.

A. This is a classroom. It is big and light. You can see three windows in it. There are four walls in the classroom but you can't see them all. There is a blackboard on the wall. It's brown. It's under the clock. The teacher's desk is near the window. There is a lamp on the table. It is green. There are pupils



at the desks in the classroom. The teacher is standing near the blackboard. He is writing.

B. This is a classroom. It is big and light. You can see three windows with wide windowsills in it. There are pictures on the wall. The blackboard is in the middle of the front wall. It is under the clock. The teacher's desk is near the window. There is a pointer and some books on it. There is a lamp on the table too. It is white. There are pupils at the desks in the classroom. The teacher is standing near the table. He is reading.

6

Закончи предложения, используя слова в скобках.

1) We are finishing our lessons. (Close/open) your books, please. 2) Get up, Peter! It's eight o'clock. Time to (go/come) to school. 3) There are not (any/some) pens on the desk. 4) There is (no/any) water in the jug. 5) I don't have a pen. Can you (give/take) me your pen, please? 6) There (is/are) a blackboard and some pictures on the wall. 7) I don't (understand/listen) what you are saying. 8) "Listen to (me/I)," says the teacher. 9) Are there (any/some)

front [frʌnt] — передний

desks in the classroom? 10) Is there (a/some) cupboard on the floor? 11) We are beginning our lesson. (Close/open) your books, please. 12) Our classes begin at eight in the morning. We come to school (before/after) classes.

7 Прочитай, что Мэри Баркер говорит о своей школе, и расскажи о своей.

Mary's School

Your School

My school is old.	...
It is in Park Street.	...
There are 3 floors in my school.	...
There are 18 classrooms in it.	...
Our classrooms are not very big.	...
There are two windows with narrow windowsills in my classroom.	...
There are plants on the windowsills.	...
The windows are tall and narrow.	...
We have the teacher's desk in the room. It is brown.	...
There's a blackboard behind it.	...
The blackboard is green.	...
We often write on it.	...
There are twelve desks in front of the table.	...
There are twenty chairs in the classroom.	...
There are books and maps in the classroom cupboard.	...
There is a clock and some pictures on the wall.	...
There is no piano in our classroom.	...
Our classroom is very nice and cosy.	...

DO IT ON YOUR OWN

8

Выполни задания 1—5 в рабочей тетради. Повтори эти новые слова. Будь готов написать диктант 4 (Dictation 4) на следующем уроке.

Dictation 4

Answer, before, blackboard, bread, butter, hundred, question, tea, understand, water.

Step 7

Summing Up

DO IT TOGETHER

Ты уже умеешь понимать на слух многие английские слова, фразы и целые тексты.

1

A. Послушай рассказ о школе для животных, (96), и скажи, какие из этих утверждений неверны. Исправь их.

- 1) Green School is in town.
- 2) This school is for animals.
- 3) Classes begin early in the morning.
- 4) Classes finish late in the evening.
- 5) At school little animals read and write on the blackboard.
- 6) They don't ask or answer questions.
- 7) Lessons finish at 4 o'clock.
- 8) Little animals always understand their teacher.
- 9) Little animals are good pupils.

B. Какой заголовок можно было бы дать этому рассказу?



Maximum result	5
Your result	?

Послушай, что Рон рассказывает о том, как проводит свой школьный день его сестра Линда, и закончи эти предложения, выбрав правильный вариант.

- 1) Linda gets up very early
a) every day b) on Saturday c) on her schooldays
- 2) Linda has breakfast in the
a) kitchen b) living room c) bedroom
- 3) Diana and Linda often go to school
a) with Ron b) with their friends c) together
- 4) Linda's house is near
a) her school b) the swimming pool c) the flower shop
- 5) The girls are ... late for classes.
a) never b) usually c) often
- 6) After school the girls go to
a) the cinema b) the park c) the swimming pool

Maximum result	6
Your result	?

Ты уже можешь читать слова, словосочетания и целые тексты.

Прочитай эти словосочетания и предложения.

A.

- | | |
|---|---|
| <ol style="list-style-type: none"> 1) a green blackboard a white blackboard a brown blackboard | <ol style="list-style-type: none"> 2) a high windowsill a wide windowsill a long windowsill |
| <ol style="list-style-type: none"> 3) a lot of bread a lot of butter a lot of jam | <ol style="list-style-type: none"> 4) understand the teacher understand the question understand the text |
| <ol style="list-style-type: none"> 5) after classes before classes in class | <ol style="list-style-type: none"> 6) thirty eighty ninety |
- 7) ask questions
ask the time
ask about your friend

8.

- 8) Give us that school bag.
Give them your new plant.
Give them our phone number.
- 9) Put the book on the desk.
Put some jam on the bread.
Put your pens down.

Maximum result	27
Your result	?

Посмотри на картинки и выбери к каждой из них подходящую подпись. Прочитай их вслух.

1. a) Robert is opening his book.
b) Robert is opening his box.
c) Robert is opening his bag.



2. a) Robert is closing the door.
b) Robert is closing the window.
c) Robert is closing the cupboard.



3. a) Robert is putting his bag on the sofa.
b) Robert is putting his bag on the desk.
c) Robert is putting his bag in the desk.




4. a) Robert is giving an apple to his dog.
b) Robert is giving an apple to his cow.
c) Robert is giving an apple to his horse.



Maximum result	4
Your result	?

А. Тебе сейчас нужно будет прочитать текст "Afternoon at School". Как ты думаешь, о чём будет говориться в тексте? Прочитай текст, чтобы проверить свою догадку.



В. Посмотри на рисунок и скажи, в чём художник ошибся.

Afternoon at School

It's 12.10 now. Linda is having lunch in the school Lunch Room. There are a lot of pupils there. They are hungry. They are having lunch too. Linda is sitting at the table together with her friends Barbara and Melissa. The girls are eating soup. Are there plates in front of them? Yes, there are. Is there any bread in the middle of the table? Yes, there is. Is there any butter on the butter dish? No, there isn't. There is some orange juice on the table. There is mineral ['mɪnərəl] water on the table too but there aren't any apples or oranges there.

Maximum result	4
Your result	?

Ты знаешь новые слова, словосочетания и фразы и можешь использовать их в речи.

answer, any, ask, before, blackboard, bread, butter, class, classroom, close, eighty, fifty, forty, give, hundred, jam, ninety, open, plant, put, question, seventy, sixty, some, soup, tea, there, thirty, today, twenty, understand, water
before classes, after classes, in class, ask questions, answer questions, at the blackboard, bread and butter, put your books down, there is/there are

6

Расскажи, что есть и чего нет в твоей школе. Слова в рамке могут помочь тебе.

four (two) floors, garden with trees and flowerbeds, gym and swimming pool, our classroom, green plants, maps and pictures, desks, teacher's desk, blackboard and cupboards, English Room, Music Room, Lunch Room, Teacher's Room
new, old, big, wide, narrow, high, low, comfortable, tidy, cosy, messy, clean, modern, light, dark

Ты уже можешь писать по-английски.

7

Напиши словарный диктант 4 (Dictation 4), (97).

✓

Maximum result	10
Your result	?

✓

Total result	56
Your result	?

DO IT ON YOUR OWN

8

Выполни задания 1—5 в рабочей тетради.

9

Выполни проектное задание 4 (Project Work 4).

My Dream Classroom

Оформи четвёртую страничку своего английского альбома. Нарисуй или схематически изобрази классную комнату своей мечты. Пофантазируй и напиши, какую мебель ты видишь в ней, как, по-твоему, её следует расставить и как можно сделать классную комнату привлекательной.

Unit 1. Meet John Barker and His Family

Step 1	3
Step 2	7
Step 3	12
Step 4	15
Step 5	19
Step 6	22
Step 7	26

Unit 2. My Day

Step 1	31
Step 2	34
Step 3	39
Step 4	43
Step 5	47
Step 6	51
Step 7	55

Unit 3. At Home

Step 1	61
Step 2	66
Step 3	70
Step 4	75

Step 5	81
Step 6	85
Step 7	90

Unit 4. I Go to School

Step 1	95
Step 2	99
Step 3	103
Step 4	107
Step 5	113
Step 6	118
Step 7	122